



CerTest
BIOTEC

VIASURE
Real Time PCR Detection Kits

Lyophilised kits

One assay.
Multiple pathogens detection



Molecular Diagnostics

VIASURE® Real Time PCR Detection Kits are designed for the diagnosis of infectious diseases caused by different pathogens in human samples.

This product range is based on 5' nuclease chemistry. This technology utilizes two primers and a hydrolysis probe and exploits the exonuclease activity of Taq DNA polymerase.

During the amplification, the increase in the fluorescent signal is proportional to the quantity of target sequence present in the sample and could be measured on a wide range of Real Time PCR platforms.

VIASURE® Real Time PCR Detection Kit contains in each well all the necessary components for Real Time PCR assay in a stabilized format, which allows the shipment at room temperature.

Monoplex and Multiplex kits provide maximum flexibility and compatibility with leading open system thermal cyclers.



Work Flow

1



Add 15 μ L of rehydration buffer into each well (*).

(*) It is recommended to include one positive and negative control in each run.

2




Add 5 μ L of: DNA/RNA sample // or Positive control // or Negative control.

3



Load the strips into the thermocycler and run the specified protocol.

4



Interpretate results.



▶▶ Gastrointestinal infections

_MULTIPLEX

Reference	Description
NOR	Norovirus GI + GII (¹)
SCY	<i>Salmonella</i> , <i>Campylobacter</i> & <i>Yersinia enterocolitica</i>
SCS	<i>Salmonella</i> , <i>Campylobacter</i> & <i>Shigella</i> /EIEC
AEY	<i>Aeromonas spp</i> + <i>Yersinia enterocolitica</i>
ESE	<i>E. coli</i> ETEC + EIEC
EEE	<i>E. coli</i> EHEC, EPEC & EIEC
ECT	<i>E. coli</i> typing (<i>E. coli</i> ETEC + EIEC) + (<i>E. coli</i> EHEC, EPEC & EIEC)
CLA	<i>H. pylori</i> + Clarithromycin resistance
KGE	<i>Cryptosporidium</i> , <i>Giardia</i> & <i>E. histolytica</i> (¹)
BLD	<i>Blastocystis hominis</i> + <i>Dientamoeba fragilis</i>
CLJ	<i>Campylobacter coli</i> , <i>C. lari</i> & <i>C. jejuni</i>

Coming soon:

- Toxin B, Binary toxin & Hypervirulent strains (027)

_MONOPLEX

Reference	Type	Description
ADV	Virus	Adenovirus
ATV		Astrovirus
NOG		Norovirus GI
NOP		Norovirus GII
RTV		Rotavirus
SAV		Sapovirus
CAM	Bacteria	<i>Campylobacter</i>
CDS		<i>Clostridium difficile</i>
CTB		<i>Clostridium difficile</i> toxB
CIA		<i>Clostridium difficile</i> toxins A/B (¹)
PYR		<i>Helicobacter pylori</i> (¹)
SAM		<i>Salmonella</i>
SHY		<i>Shigella</i> /EIEC (<i>Enteroinvasive Escherichia coli</i>)
YER		<i>Yersinia enterocolitica</i>
KRY	Parasite	<i>Cryptosporidium</i>
GIA		<i>Giardia lamblia</i>
ETH		<i>Entamoeba histolytica</i>
ETD		<i>Entamoeba dispar</i>
DIE		<i>Dientamoeba fragilis</i>

(¹) Kit available with extraction control; (²) Research Use Only



▶ Respiratory infections

_MULTIPLEX

Reference	Description
IAB	Flu A + Flu B
ABR	Flu A, Flu B & RSV
RSV	RSV A + B
PIZ	Parainfluenza (1, 3 & 2, 4)
H13	Flu Typing I (H1N1 & H3N2)
HXN	Flu Typing II (H1N1, H5N1, H3N2 & H7N9)
RPA	Respiratory Viral Panel I [(Flu A, Flu B & RSV) + (H1N1, H5N1, H3N2 & H7N9)]
AMB	Adenovirus, Metapneumovirus & Bocavirus
RHE	Rhinovirus + Enterovirus
MER	MERS Coronavirus
COR	Coronavirus (229E, NL63, OC43 & HKU1)
BDT	<i>Bordetella</i> (<i>B. pertussis</i> , <i>B. parapertussis</i> & <i>B. holmesii</i>) ⁽¹⁾
CML	<i>C. pneumoniae</i> , <i>M. pneumoniae</i> & <i>L. pneumophila</i> ⁽²⁾
HSM	<i>H. influenzae</i> , <i>S. pneumoniae</i> & <i>M. catarrhalis</i>

_MONOPLEX

Reference	Type	Description
BVS	Virus	Bocavirus
MPV		Human Metapneumovirus
YIA		Influenza A
HNV		Influenza A(H1N1)pdm09
YIB		Influenza B
PIA		Parainfluenza 1
PIB		Parainfluenza 2
PIC		Parainfluenza 3
PID		Parainfluenza 4
RSA		RSV A
RSB		RSV B
LGN	Bacteria	<i>Legionella pneumophila</i> ⁽¹⁾
JIR	Fungi	<i>Pneumocystis jirovecii</i> ⁽¹⁾



⁽¹⁾ Kit available with extraction control; ⁽²⁾ Research Use Only



▶▶ Vector-Borne transmission

_MULTIPLEX

Reference	Description
ZDC	Zika, Dengue & Chikungunya Virus ⁽¹⁾
DES	Dengue Serotyping (Dengue 1, 4 & 2, 3)

Tick Borne Diseases

TBD	TBEV + <i>Rickettsia</i> spp., <i>B. microti/divergens</i> & <i>E. chaffeensis/muris</i> + <i>B. burgdorferi</i> sl, <i>A. phagocitophylum</i> & <i>C. burnetii</i> ⁽¹⁾
BAC	<i>B. burgdorferi</i> sl, <i>A. phagocitophylum</i> & <i>C. burnetii</i> ⁽¹⁾

_MONOPLEX

Reference	Type	Description
ZIK	Virus	Zika Virus
DEN		Dengue Virus
CHI		Chikungunya Virus
WNV		West Nile Virus
FEV		Yellow Fever
MYV		Mayaro Virus
CCV		Crimean-Congo Haemorrhagic Fever
JEV		Japanese Encephalitis Virus
CHA	Parasite	<i>Trypanosoma cruzi</i> (Chagas)



⁽¹⁾ Kit available with extraction control; ⁽²⁾ Research Use Only



▶▶ Sexual health

_MULTIPLEX

Reference	Description
-----------	-------------

STD	Sexually transmitted diseases <i>N. gonorrhoeae, C trachomatis & M. genitalium + T. vaginalis, U. urealyticum, U. parvum & M. hominis</i> ^(?)
HHT	Herpes virus 1, Herpes virus 2 & <i>Treponema pallidum</i>
HCT	<i>H. ducreyi + C. trachomatis</i> (LGV) ^(?)
CGT	<i>C. albicans, G. vaginalis & T. vaginalis</i>
HPV	Human Papilloma Virus 16 + 18

_MONOPLEX

Reference	Description
-----------	-------------

GBS	<i>Streptococcus B</i>
TPA	<i>Treponema pallidum</i>



▶▶ Infections in the immunosuppressed & Meningitis

_MULTIPLEX

Reference	Description
-----------	-------------

BJV	BK + JC Virus
HHZ	Herpes Virus 1, Herpes Virus 2 & Varicela Zoster Virus
HHV	Human Herpes Virus 6, 7 & 8
HNS	<i>H. influenzae, N. meningitidis & S. pneumoniae</i> ⁽¹⁾
SLE	<i>S. agalactiae, L. monocytogenes & E. coli</i>



▶▶ Antimicrobial resistance

_MULTIPLEX

Reference	Description
-----------	-------------

VAN	Vancomycin resistance
CLA	<i>H. pylori + Clarithromycin</i> resistance


⁽¹⁾ Kit available with extraction control; ^(?) Research Use Only

VIASURE Hyperplex

Real Time PCR multiplexing panel kits detecting simultaneously viruses, bacteria or parasites.

Simultaneous detection of multiple targets in a broad range of multiplexing diagnostic panels. Flexible choice of target pathogen based for effective patient care and cost-effectiveness.

Each panel is dedicated to a specific area of pathology.



Example for respiratory panel disposition.

▶▶ Gastrointestinal panel I ⁽¹⁾

Ref. GP01

- *Salmonella, Campylobacter & Y. enterocolitica*
- *Shigella/EIEC*
- *Cryptosporidium, Giardia & E. histolytica*
- Norovirus GI + GII
- Rotavirus
- Adenovirus
- Astrovirus
- Sapovirus



▶▶ Gastrointestinal panel II ⁽¹⁾

Ref. GP02

- *Salmonella, Campylobacter & Shigella/EIEC*
- *Aeromonas spp. + Yersinia enterocolitica*
- *E. coli* typing (2 tubes)
- *Clostridium difficile*
- *Clostridium difficile* toxB
- *Cryptosporidium, Giardia & E. histolytica*
- *Blastocystis hominis + Dientamoeba fragilis*



▶▶ Gastrointestinal panel III

Ref. GP03

- *Salmonella, Campylobacter & Shigella/EIEC*
- *Aeromonas spp. + Yersinia enterocolitica*
- *E. coli* typing (2 tubes)



⁽¹⁾ Kit available with extraction control; ⁽²⁾ Research Use Only

▶▶ Respiratory panel I ⁽¹⁾

Ref. RP01

- Flu A, Flu B & RSV
- Rhinovirus + Enterovirus
- Adenovirus, Metapneumovirus & Bocavirus
- MERS Coronavirus (**2 tubes**)
- Coronavirus (229, NL63, OC43 & HKU1)
- Parainfluenza (1, 3 & 2, 4) (**2 tubes**)



▶▶ Respiratory panel II ⁽²⁾

Ref. RP02

- Flu A + Flu B
- RSV A + B
- Flu Typing II (H1N1, H5N1, H3N2 & H7N9)
- Adenovirus, Metapneumovirus & Bocavirus
- Coronavirus (229, NL63, OC43 & HKU1)
- Parainfluenza (1, 3 & 2, 4) (**2 tubes**)
- *C. pneumoniae*, *M. pneumoniae* & *L. pneumophila*



▶▶ Respiratory panel III ⁽¹⁾ ⁽²⁾

Ref. RP03

- Flu A, Flu B & RSV
- Parainfluenza (1, 3 & 2, 4) (**2 tubes**)
- Adenovirus, Metapneumovirus & Bocavirus
- Rhinovirus + Enterovirus
- Coronavirus (229, NL63, OC43 & HKU1)
- *C. pneumoniae*, *M. pneumoniae* & *L. pneumophila*
- *H. influenzae*, *S. pneumoniae* & *M. catarrhalis*



⁽¹⁾ Kit available with extraction control; ⁽²⁾ Research Use Only

▶▶ Sexual health panel I ⁽²⁾

Ref. SP01

- *N. gonorrhoeae*, *C. trachomatis* & *M. genitalum* + *T. vaginalis*, *U. urealyticum*, *U. parvum* & *M. hominis*
- Herpes virus 1, Herpes virus 2 & *Treponema pallidum*
- *C. albicans*, *G. vaginalis* & *T. vaginalis*



▶▶ Tropical panel I ⁽¹⁾

Ref. TP01

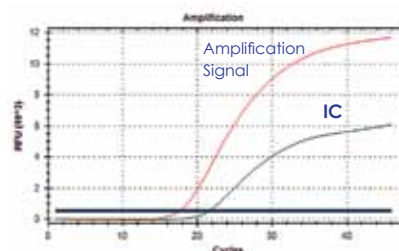
- Zika, Dengue & Chikungunya Virus
- West Nile
- Yellow Fever
- Mayaro Virus



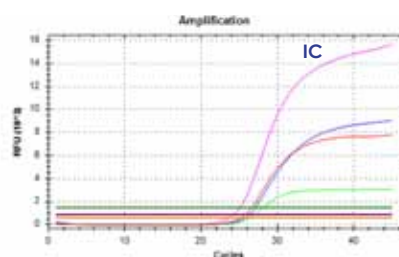
Molecular detection techniques have revolutionized clinical diagnosis over the past several years.

In particular, the Real Time Polymerase Chain Reaction has been turned into one of the most powerful in vitro diagnostic tools for the detection and quantification of DNA or RNA.

The Real Time PCR allows us to identify the causal pathogens of the infectious diseases by the use of specific primers and a fluorescent-labelled probe that hybridizes to a specific region of the target gene.



Positive monoplex sample:
Amplification Signal and Internal Control



Positive multiplex sample:
Amplification Signal and Internal Control

⁽¹⁾ Kit available with extraction control; ⁽²⁾ Research Use Only

VIASURE kits offer maximum flexibility and compatibility with leading open system thermal cyclers.

Compatibilities

Low Profile Block Thermocyclers		High Profile Block Thermocyclers	
Manufacturer	Model	Manufacturer	Model
Agilent Technologies	AriaMx / AriaDx	Abbott	Abbott m2000
Applied Biosystems	7500 Fast ⁽¹⁾	Applied Biosystems	7300
Applied Biosystems	7500 Fast Dx ⁽¹⁾	Applied Biosystems	7500
Applied Biosystems	QuantStudio™ 3 ⁽²⁾	Applied Biosystems	7900 HT
Applied Biosystems	QuantStudio™ 5	Applied Biosystems	ABI PRISM 7000
Applied Biosystems	QuantStudio™ 6 Flex 96-well Fast	Applied Biosystems	ABI PRISM 7700
Applied Biosystems	QuantStudio™ 7 Flex 96-well Fast	Applied Biosystems	QuantStudio™ 3 ⁽²⁾
Applied Biosystems	QuantStudio™ 12K Flex 96-well Fast	Applied Biosystems	QuantStudio™ 5
Applied Biosystems	StepOne Plus™ ⁽²⁾	Applied Biosystems	QuantStudio™ 6 Flex 96-well
Applied Biosystems	StepOne™ ⁽²⁾	Applied Biosystems	QuantStudio™ 7 Flex 96-well
Applied Biosystems	ViiA™ 7 Fast	Applied Biosystems	QuantStudio™ 12K Flex 96-well
Bioneer	Exicycler™ 96	Applied Biosystems	ViiA™ 7
Bio-Rad	CFX96™ / CFX96™ IVD	Analytik Jena Biometra	TOptical
Bio-Rad	Mini Opticon™	Analytik Jena Biometra	qTOWER 2.0
Cepheid	SmartCycler® ⁽³⁾	Bioneer	Exicycler™ 96
Qiagen	Rotor-Gene® Q ⁽³⁾	Bio-Rad	CFX96™ Deep Well / CFX96™ Deep Well IVD
Roche	LightCycler® 480	Bio-Rad	iCycler iQ™
Roche	LightCycler® 96	Bio-Rad	iCycler iQ™ 5
Roche	Cobas z480 Analyzer	Bio-Rad	MyiQ™
		Bio-Rad	MyiQ™ 2
		Cepheid	SmartCycler® ⁽³⁾
		DNA-Technology	DTprime
		DNA-Technology	DTlite
		Eppendorf	Mastercycler™ ep realplex
		Qiagen	Rotor-Gene® Q ⁽³⁾
		Stratagene / Agilent Technologies	Mx3000P™
		Stratagene / Agilent Technologies	Mx3005P™
		VIASURE	VIASURE 48
		VIASURE	VIASURE 96

Compatibilities for monoplex VIASURE Kits.
For multiplex kits compatibility, see instructions for use.


⁽¹⁾ Select Ramp Speed “**Standard**”.

⁽²⁾ No detection in Cy5 channel.

⁽³⁾ The product should be reconstituted following the appropriate procedure and transferred into specific Rotor-Gene® or SmartCyclers® tubes.

VIASURE

Real Time PCR Detection Kits



Benefits & Advantages



Lyophilised product.
Forget about the cold chain



Same thermal protocol for all our kits.
Create your own panel



“Ready & Easy-to-use” kits



Long term stability.
Transport and storage at room temperature



Shelf-life: 24 months
(for all our qPCR products)



From 1 **up to 96 samples** per assay



High sensibility, specificity and reproducibility



Validated according to **ISO 13485**
and **CE marked**



CerTest
BIOTEC

One step ahead

VIASURE/GEN-0818EN