



Microspheres

xMAP® Technology uses color-coded microspheres (“beads”) to test for multiple targets from a single sample. Depending on your xMAP instrument, the application, and your analytes of interest, there are different bead types that can be used to produce the best results.

xMAP® Microspheres

Application	Microsphere	Type	Regions Available	Concentrations Available (million beads/mL)	Vial Sizes Available
All-Purpose	MagPlex®	Magnetic	1-500	2.5 (10 regions only) & 12.5	1 mL, 4 mL, custom*
All-Purpose	MicroPlex®	Non-magnetic	1-100	12.5	1 mL, 4 mL, 16 mL
Nucleic Acid	MagPlex-TAG™	Magnetic	1-150†	2.5	1 mL
Protein	LumAvidin®	Non-magnetic	1-100	2.5	1 mL
Protein	MagPlex®-Avidin Microspheres	Magnetic	1-100‡	2.5	1 mL
Protein	SeroMAP™	Non-magnetic	1-100	12.5	4 mL

*Please see the MagPlex® Custom Volume Ordering Guidelines online or contact Luminex Sales Support to inquire about custom volume options.

†70 Group C regions are available on a built-to-order basis and may require minimum order quantities and longer lead times. Please contact Luminex Sales Support to learn more before ordering.

‡30 Group A regions are available off-the-shelf. The other 70 regions from Groups A, B, and C are built to order. These additional regions may require minimum order quantities and longer lead times. Please contact Luminex Sales Support to learn more before ordering.

Microsphere Shelf Life: The shelf life of xMAP microspheres is the length of time after manufacturing during which a microsphere should be used for coupling to a capture molecule. Once coupled, microspheres are generally stable for years. However, microsphere stability will vary depending on a variety of customer-defined factors (e.g., molecule coupled, buffer used, storage temperatures, etc.). Luminex recommends that you verify the stability of coupled microspheres in your own lab.

Other Reagents and Accessories

- **Instrument Reagents** - xMAP® instrument reagents include sheath fluid, drive fluid, and instrument calibration and verification kits.
- **Assay Development Reagents** - Reagents such as the xMAP® Antibody Coupling Kit and the MagPlex® Monitoring Microspheres streamline the assay development process.
- **Accessories** - For MagPlex assays, the magnetic plate and tube separators make bead washes fast and easy.
- **Reagent Lead Times** - Most reagents ship within three days of order receipt. However, there are some reagents that are built to order and may require longer than normal lead times. Please contact your Luminex representative to learn more.

For more information, download the xMAP Cookbook at info.luminexcorp.com/en-us/research/download-the-xMAP-cookbook.

MagPlex® Microspheres

MagPlex® Microspheres offer improved washing efficiency, can plex up to 500 targets, and are compatible with all xMAP® instruments. Similar to MicroPlex® Microspheres, MagPlex Microspheres are carboxylated polystyrene micro-particles (“beads”) that have been dyed into spectrally distinct sets (or “regions”) allowing them to be individually identified by an xMAP instrument. These uniquely coded beads provide you with a flexible platform to perform multiple assays in a single well.

All microspheres are general use components for further development of xMAP bioassays. MagPlex Microspheres are available at concentrations of 2.5 million and 12.5 million beads/mL, and can be ordered in 1 mL and 4 mL vial sizes. MagPlex Microspheres are also offered in a variety of custom volumes. Please see the **MagPlex Custom Volume Ordering Guidelines** online or contact Luminex Sales Support to inquire about custom volume options.

MagPlex® Microspheres at a Glance:

- Surface carboxyl groups
- Superparamagnetism
- 500 regions available
- Compatible with all xMAP instruments
- Multiple concentrations available supporting both small scale and high-throughput applications
- Same reliable coupling chemistry as MicroPlex microspheres
- Dramatically improved washing efficiency
- Ideal for automated applications
- No need for expensive filter plates


Vial Size	Concentration (millions/mL)	# of Regions Available	Part Number*
1 mL	2.5	10	MC100XX-ID
1 mL	12.5	500	MC1XXXX-01
4 mL	12.5	80	MC10XXX-04

IMPORTANT: MagPlex® Microspheres require the use of xPONENT® Software.

**Refer to following page for part numbers specific to each microsphere region.*

MagPlex® Microsphere Part Numbers

500 MagPlex® Regions Available



Compatible with:

All xMAP® Instruments

Luminex® 200™, FLEXMAP 3D®, and
xMAP INTELLIFLEX®

FLEXMAP 3D® and xMAP INTELLIFLEX®

Shelf Life: Microspheres within groups A and B will ship with no less than a 6 month shelf life. Microspheres within group C will ship with no less than a 3-month shelf life.

Actual shelf life will vary depending on available inventory. We cannot guarantee a specific shelf life other than the minimums stated here.

Group A (50) All xMAP® Instruments

Available in Low Concentration

Reg.	Part #	Reg.	Part #
12	MC10012-YY	45	MC10045-YY
13	MC10013-YY	46	MC10046-YY
14	MC10014-YY	47	MC10047-YY
15	MC10015-YY	48	MC10048-YY
18	MC10018-YY	51	MC10051-YY
19	MC10019-YY	52	MC10052-YY
20	MC10020-YY	53	MC10053-YY
21	MC10021-YY	54	MC10054-YY
22	MC10022-YY	55	MC10055-YY
25	MC10025-YY	56	MC10056-YY
26	MC10026-YY	57	MC10057-YY
27	MC10027-YY	61	MC10061-YY
28	MC10028-YY	62	MC10062-YY
29	MC10029-YY	63	MC10063-YY
30	MC10030-YY	64	MC10064-YY
33	MC10033-YY	65	MC10065-YY
34	MC10034-YY	66	MC10066-YY
35	MC10035-YY	67	MC10067-YY
36	MC10036-YY	72	MC10072-YY
37	MC10037-YY	73	MC10073-YY
38	MC10038-YY	74	MC10074-YY
39	MC10039-YY	75	MC10075-YY
42	MC10042-YY	76	MC10076-YY
43	MC10043-YY	77	MC10077-YY
44	MC10044-YY	78	MC10078-YY

Group B (30)

Luminex® 200™, FLEXMAP 3D®,
and xMAP INTELLIFLEX®

Reg.	Part #	Reg.	Part #
7	MC10007-YY	85	MC10085-YY
8	MC10008-YY	86	MC10086-YY
9	MC10009-YY	87	MC10087-YY
49	MC10049-YY	88	MC10088-YY
58	MC10058-YY	89	MC10089-YY
59	MC10059-YY	90	MC10090-YY
68	MC10068-YY	91	MC10091-YY
69	MC10069-YY	93	MC10093-YY
70	MC10070-YY	94	MC10094-YY
79	MC10079-YY	95	MC10095-YY
80	MC10080-YY	96	MC10096-YY
81	MC10081-YY	97	MC10097-YY
82	MC10082-YY	98	MC10098-YY
83	MC10083-YY	99	MC10099-YY
84	MC10084-YY	100	MC10100-YY

Vial Sizes: [-YY] = [-01] for 1 mL, [-04]
for 4 mL, or [-1D] for 1 mL low
concentration.

Group C (420)* FLEXMAP 3D® and xMAP INTELLIFLEX®

Reg.	Part Number
1	MC12001-01
2	MC12002-01
3	MC12003-01
4	MC12004-01
5	MC12005-01
6	MC12006-01
10	MC12010-01
11	MC12011-01
16	MC12016-01
17	MC12017-01
23	MC12023-01
24	MC12024-01
31	MC12031-01
32	MC12032-01
40	MC12040-01
41	MC12041-01
50	MC12050-01
60	MC12060-01
71	MC12071-01
92	MC12092-01
101+	MC10XXX-01

[XXX] = region # >100

NOTE: Group C regions are only available in 1 mL vial sizes. Contact Luminex Sales Support to inquire about custom fill options.

NOTE: Group C regions <100 have MC12XXX catalog numbers.

MagPlex-TAG™ Microspheres

MagPlex-TAG™ Microspheres are oligonucleotide-coupled polystyrene microparticles (“beads”) that have been dyed into spectrally distinct sets (or “regions”), allowing them to be individually identified by an xMAP® instrument.

Each one of the color-coded beads has a unique 24 base DNA sequence called an “anti-TAG” covalently coupled to its surface. These beads enable you to quickly and easily design custom bead arrays simply by adding a complementary “TAG” sequence to the primer or probes in your assay and hybridizing those TAGs to the anti-TAG sequence on the corresponding microsphere.

For a complete list of the TAG and anti-TAG sequences for each of the 150 available microspheres, visit luminexcorp.com/MagPlex-TAG-microspheres/.

The MagPlex-MixTAG₈₀ product is a mixture of 80 (Group A & B) MagPlex-TAG Microsphere regions. This product is intended to facilitate the development of nucleic acid arrays with 80 targets or fewer. As each microsphere only reacts to nucleotides strands containing their specific complementary TAG sequence, unused regions in assays of less than 80 targets will not be detected by the instrument and will be excluded in the resulting data set.

MagPlex-MixTAG₈₀ is intended for Luminex® 200™ and FLEXMAP 3D® instruments running xPONENT® Software only. Although the microsphere mixture can be used with the MAGPIX® instrument, MAGPIX will only detect 50 of the 80 regions in the mixture.

MagPlex-TAG™ Microspheres at a Glance:

- 150 unique 24-mer surface anti-TAG DNA sequences
- 150 regions available (each with unique anti-TAG)*
- Compatible with all xMAP instruments
- 2.5 million beads/mL
- Proven xTAG® technology
- Improved washing efficiency
- Ideal for automated applications
- No need for expensive filter plates or oligo coupling
- Convenient 2.5 million bead/mL concentration for improved handling

Vial Size	Concentration (millions/mL)	# of Regions Available	Part Number*
1 mL	2.5	150	MTAG-XXXX
2 mL	2.5 (per region)	80 (mixed)	MTAG-MIX80-02


IMPORTANT: MagPlex-TAG™ Microspheres require the use of xPONENT® Software.

*Refer to following page for part numbers specific to each microsphere region.

*MagPlex-TAG Group C regions are built to order. Please contact your Luminex representative to inquire about minimum order requirements and lead times for these regions.

MagPlex-TAG™ Microsphere Part Numbers

150 MagPlex TAG™ Regions Available



Compatible with:

All xMAP® Instruments

Luminex® 200™, FLEXMAP 3D®, and
xMAP INTELLIFLEX®

FLEXMAP 3D® and xMAP INTELLIFLEX®

Shelf Life: Microspheres within Groups A and B will ship with no less than a 6-month shelf life. Microspheres within Group C will ship with no less than a 3-month shelf life.

Actual shelf life will vary depending on available inventory. We cannot guarantee a specific shelf life other than the minimums stated here.

Contact Luminex Sales Support to inquire about custom fill options.

Refer to product webpage at www.luminexcorp.com for the anti-TAG sequences of each region.

*MagPlex-TAG™ Group C regions are built to order. Please contact your Luminex representative to inquire about minimum order requirements and lead times for these regions.

Group A (50) All xMAP® Instruments

Reg.	Part #	Reg.	Part #
12	MTAG-A012	45	MTAG-A045
13	MTAG-A013	46	MTAG-A046
14	MTAG-A014	47	MTAG-A047
15	MTAG-A015	48	MTAG-A048
18	MTAG-A018	51	MTAG-A051
19	MTAG-A019	52	MTAG-A052
20	MTAG-A020	53	MTAG-A053
21	MTAG-A021	54	MTAG-A054
22	MTAG-A022	55	MTAG-A055
25	MTAG-A025	56	MTAG-A056
26	MTAG-A026	57	MTAG-A057
27	MTAG-A027	61	MTAG-A061
28	MTAG-A028	62	MTAG-A062
29	MTAG-A029	63	MTAG-A063
30	MTAG-A030	64	MTAG-A064
33	MTAG-A033	65	MTAG-A065
34	MTAG-A034	66	MTAG-A066
35	MTAG-A035	67	MTAG-A067
36	MTAG-A036	72	MTAG-A072
37	MTAG-A037	73	MTAG-A073
38	MTAG-A038	74	MTAG-A074
39	MTAG-A039	75	MTAG-A075
42	MTAG-A042	76	MTAG-A076
43	MTAG-A043	77	MTAG-A077
44	MTAG-A044	78	MTAG-A078

Group B (30) Luminex® 200™, FLEXMAP 3D®, and xMAP INTELLIFLEX®

Reg.	Part #	Reg.	Part #
7	MTAG-B007	85	MTAG-B085
8	MTAG-B008	86	MTAG-B086
9	MTAG-B009	87	MTAG-B087
49	MTAG-B049	88	MTAG-B088
58	MTAG-B058	89	MTAG-B089
59	MTAG-B059	90	MTAG-B090
68	MTAG-B068	91	MTAG-B091
69	MTAG-B069	93	MTAG-B093
70	MTAG-B070	94	MTAG-B094
79	MTAG-B079	95	MTAG-B095
80	MTAG-B080	96	MTAG-B096
81	MTAG-B081	97	MTAG-B097
82	MTAG-B082	98	MTAG-B098
83	MTAG-B083	99	MTAG-B099
84	MTAG-B084	100	MTAG-B100

Available in 1 mL vial sizes only.

Group C (70)* FLEXMAP 3D® and xMAP INTELLIFLEX®

Reg.	Part Number
1	MTAG-C001
2	MTAG-C002
3	MTAG-C003
4	MTAG-C004
5	MTAG-C005
6	MTAG-C006
10	MTAG-C010
11	MTAG-C011
16	MTAG-C016
17	MTAG-C017
23	MTAG-C023
24	MTAG-C024
31	MTAG-C031
32	MTAG-C032
40	MTAG-C040
41	MTAG-C041
50	MTAG-C050
60	MTAG-C060
71	MTAG-C071
92	MTAG-C092
101+	MTAG-CXXX

[XXX] = region # >100

MagPlex®-Avidin Microspheres

MagPlex®-Avidin Microspheres are avidin-coupled magnetic microparticles (“beads”) that have been color-coded into 100 spectrally distinct sets, or “regions.” Similar to an avidin-coated ELISA plate, when reacted with a biotinylated ligand such as a peptide, each of these beads can be used as the substrate on which an assay can be performed. Because each of the beads is uniquely color-coded, they can be quickly distinguished by an xMAP® instrument, allowing for the interrogation of up to 100 different analytes simultaneously from a single sample.

All microspheres are general use components for further manufacture of xMAP bioassays. MagPlex-Avidin Microspheres are available at a concentration of 2.5 million beads/mL and can be ordered in 1 mL vial sizes. Please contact Luminex Sales Support to inquire about custom options.

MagPlex®-Avidin Microspheres at a Glance:

- Avidin protein-coated surface
- 100 regions available
- Compatible with all xMAP instruments
- 2.5 million beads/mL
- Near-covalent biotin-binding chemistry
- Ideal for coupling small molecules, like biotinylated peptides
- Suitable for protein and immunogenicity applications
- Superparamagnetic
- No need for expensive filter plates

Vial Size	Concentration (millions/mL)	# of Regions Available	Part Number*
1 mL	2.5	100	MA-AXXX-01 MA-BXXX-01 MA-CXXX-01

**Refer to following page for part numbers specific to each microsphere region.*

MagPlex®-Avidin Microspheres Part Numbers

100 MagPlex®-Avidin Regions Available



Compatible with:

All xMAP® Instruments

Luminex® 200™, FLEXMAP 3D®, and
xMAP INTELLIFLEX®

FLEXMAP 3D® and xMAP INTELLIFLEX®

Shelf Life: All MagPlex®-Avidin Microspheres will ship with no less than a 3-month shelf life.

Actual shelf life will vary depending on available inventory. We cannot guarantee a specific shelf life other than the minimums stated here.

Group A (30) All xMAP® Instruments

Immediate Ordering

Reg.	Part #
12	MA-A012-01
13	MA-A013-01
14	MA-A014-01
15	MA-A015-01
18	MA-A018-01
19	MA-A019-01
20	MA-A020-01
21	MA-A021-01
22	MA-A022-01
25	MA-A025-01
26	MA-A026-01
27	MA-A027-01
28	MA-A028-01
29	MA-A029-01
30	MA-A030-01
33	MA-A033-01
34	MA-A034-01
35	MA-A035-01
36	MA-A036-01
37	MA-A037-01
38	MA-A038-01
39	MA-A039-01
42	MA-A042-01
43	MA-A043-01
44	MA-A044-01
45	MA-A045-01
46	MA-A046-01
47	MA-A047-01
48	MA-A048-01
51	MA-A051-01

Group A (20)* All xMAP® Instruments

Built-to-Order Only

Reg.	Part #
52	MA-A052-01
53	MA-A053-01
54	MA-A054-01
55	MA-A055-01
56	MA-A056-01
57	MA-A057-01
61	MA-A061-01
62	MA-A062-01
63	MA-A063-01
64	MA-A064-01
65	MA-A065-01
66	MA-A066-01
67	MA-A067-01
72	MA-A072-01
73	MA-A073-01
74	MA-A074-01
75	MA-A075-01
76	MA-A076-01
77	MA-A077-01
78	MA-A078-01

Group B (30)* Luminex® 200™, FLEXMAP 3D®, and xMAP INTELLIFLEX®

Built-to-Order Only

Reg.	Part #	Reg.	Part #
7	MA-B007-01	85	MA-B085-01
8	MA-B008-01	86	MA-B086-01
9	MA-B009-01	87	MA-B087-01
49	MA-B049-01	88	MA-B088-01
58	MA-B058-01	89	MA-B089-01
59	MA-B059-01	90	MA-B090-01
68	MA-B068-01	91	MA-B091-01
69	MA-B069-01	93	MA-B093-01
70	MA-B070-01	94	MA-B094-01
79	MA-B079-01	95	MA-B095-01
80	MA-B080-01	96	MA-B096-01
81	MA-B081-01	97	MA-B097-01
82	MA-B082-01	98	MA-B098-01
83	MA-B083-01	99	MA-B099-01
84	MA-B084-01	100	MA-B100-01

Group C (30)* FLEXMAP 3D® and xMAP INTELLIFLEX®

Built-to-Order Only

Reg.	Part Number
1	MA-C001-01
2	MA-C002-01
3	MA-C003-01
4	MA-C004-01
5	MA-C005-01
6	MA-C006-01
10	MA-C010-01
11	MA-C011-01
16	MA-C016-01
17	MA-C017-01
23	MA-C023-01
24	MA-C024-01
31	MA-C031-01
32	MA-C032-01
40	MA-C040-01
41	MA-C041-01
50	MA-C050-01
60	MA-C060-01
71	MA-C071-01
92	MA-C092-01

Only available in
1 mL vial sizes.

*Please contact your Luminex representative to inquire about minimum order requirements and lead times for built-to-order regions.

MagPlex® Monitoring Microspheres

MagPlex® Monitoring Microspheres are magnetic polystyrene beads that aid in monitoring assay and instrument performance. MagPlex Monitoring Microspheres provide insight into factors impacting target median fluorescent intensity (MFI) values, including instrument fluctuations or user error.

MagPlex Monitoring Microspheres are available in two formats. MagPlex RP1 Monitor beads produce fluorescence detected in region 45 and the RP1 channel of all xMAP® instruments, and MagPlex RP2 Monitor beads produce fluorescence detected in region 222 and the RP2 channel of the xMAP INTELLIFLEX® DR-SE System.

All microspheres are general use components for further manufacture of xMAP bioassays. MagPlex Monitoring Microspheres are available at a concentration of 12.5 million beads/mL and can be ordered in 1 mL vial sizes. Please contact Luminex Sales Support to inquire about custom vial sizes.

MagPlex® Monitoring Microspheres at a Glance:

- Superparamagnetic
- MagPlex RP1 Monitor Beads are compatible with all xMAP instruments
- MagPlex RP2 Monitor Beads are compatible with new violet channel on xMAP INTELLIFLEX DR-SE
- Available at the same concentration as region beads (12.5 million beads/mL)
- Well-to-well assay performance monitoring
- Compatible with proteomic and genomic applications
- Eliminate instrument or user errors as source of unexpected results

Product Name	Vial Size	Concentration (millions/mL)	Part Number
MagPlex® RP1 Monitor	1 mL	12.5	MRP1-045-01
MagPlex® RP2 Monitor	1 mL	12.5	MRP2-222-01

Shelf Life: MagPlex Monitoring Microspheres will ship with no less than a 3-month shelf life.

Actual shelf life will depend on available inventory. We cannot guarantee a specific shelf life other than the minimums stated here.

MicroPlex® Microspheres



MicroPlex® Microspheres are carboxylated polystyrene microparticles (“beads”) that have been color-coded into 100 spectrally distinct sets, or “regions.”

Each of these bead regions can be quickly distinguished by an xMAP® instrument, allowing for the interrogation of up to 100 different analytes simultaneously from a single sample.

All microspheres are general use components for further manufacture of xMAP bioassays. MicroPlex Microspheres are available at a concentration of 12.5 million beads/mL and can be ordered in 1 mL, 4 mL, and 16 mL vial sizes. Please contact Luminex Sales Support to inquire about custom volume options.

MicroPlex® Microspheres at a Glance:

- Surface carboxyl groups
- 100 regions available
- Compatible with Luminex® 200™, FLEXMAP 3D®, and xMAP INTELLIFLEX®
- Multiple vial sizes available supporting both small scale and higher-throughput applications.
- 12.5 million beads/mL
- Suitable for both protein and nucleic acid applications

Vial Size	Concentration (million/mL)	# of Regions Available	Part Number*
1 mL	12.5	100	LC10XXX-01
4 mL	12.5	100	LC10XXX-04
16 mL	12.5	100	LC10XXX-16

IMPORTANT: MicroPlex® Microspheres are not compatible with the MAGPIX® instrument.

**Refer to following page for part numbers specific to each microsphere region.*

MicroPlex® Microsphere Part Numbers

100 MicroPlex® Regions Available



Compatible with:

Luminex® 200™, FLEXMAP 3D®, and xMAP INTELLIFLEX®

Shelf Life: All MicroPlex® Microspheres will ship with no less than a 6-month shelf life.

Actual shelf life will vary depending on available inventory. We cannot guarantee a specific shelf life other than the minimums stated here.

Reg.	Part Number
1	LC10001-YY
2	LC10002-YY
3	LC10003-YY
4	LC10004-YY
5	LC10005-YY
6	LC10006-YY
7	LC10007-YY
8	LC10008-YY
9	LC10009-YY
10	LC10010-YY
11	LC10011-YY
12	LC10012-YY
13	LC10013-YY
14	LC10014-YY
15	LC10015-YY
16	LC10016-YY
17	LC10017-YY
18	LC10018-YY
19	LC10019-YY
20	LC10020-YY
21	LC10021-YY

Reg.	Part Number
22	LC10022-YY
23	LC10023-YY
24	LC10024-YY
25	LC10025-YY
26	LC10026-YY
27	LC10027-YY
28	LC10028-YY
29	LC10029-YY
30	LC10030-YY
31	LC10031-YY
32	LC10032-YY
33	LC10033-YY
34	LC10034-YY
35	LC10035-YY
36	LC10036-YY
37	LC10037-YY
38	LC10038-YY
39	LC10039-YY
40	LC10040-YY
41	LC10041-YY
42	LC10042-YY

Reg.	Part Number
43	LC10043-YY
44	LC10044-YY
45	LC10045-YY
46	LC10046-YY
47	LC10047-YY
48	LC10048-YY
49	LC10049-YY
50	LC10050-YY
51	LC10051-YY
52	LC10052-YY
53	LC10053-YY
54	LC10054-YY
55	LC10055-YY
56	LC10056-YY
57	LC10057-YY
58	LC10058-YY
59	LC10059-YY
60	LC10060-YY
61	LC10061-YY
62	LC10062-YY
63	LC10063-YY

Reg.	Part Number
64	LC10064-YY
65	LC10065-YY
66	LC10066-YY
67	LC10067-YY
68	LC10068-YY
69	LC10069-YY
70	LC10070-YY
71	LC10071-YY
72	LC10072-YY
73	LC10073-YY
74	LC10074-YY
75	LC10075-YY
76	LC10076-YY
77	LC10077-YY
78	LC10078-YY
79	LC10079-YY
80	LC10080-YY
81	LC10081-YY
82	LC10082-YY
83	LC10083-YY
84	LC10084-YY

Reg.	Part Number
85	LC10085-YY
86	LC10086-YY
87	LC10087-YY
88	LC10088-YY
89	LC10089-YY
90	LC10090-YY
91	LC10091-YY
92	LC10092-YY
93	LC10093-YY
94	LC10094-YY
95	LC10095-YY
96	LC10096-YY
97	LC10097-YY
98	LC10098-YY
99	LC10099-YY
100	LC10100-YY

Vial Sizes:

[-YY] = [-01] for 1 mL;
[-04] for 4 mL; or
[-16] for 16 mL

LumAvidin® Microspheres



LumAvidin® Microspheres are avidin-coupled polystyrene microparticles (“beads”) that have been color-coded into 100 spectrally distinct sets, or “regions.” Similar to an avidin-coated ELISA plate, when reacted with a biotinylated ligand such as a peptide, each of these beads can be used as the substrate on which an assay can be performed. Because each of the beads is uniquely color-coded, they can be quickly distinguished by an xMAP® instrument, allowing for the interrogation of up to 100 different analytes simultaneously from a single sample.

All microspheres are general use components for further manufacture of xMAP bioassays. LumAvidin Microspheres are available at a concentration of 2.5 million beads/mL and can be ordered in 1 mL vial sizes. Custom vial sizes are available for LumAvidin Microspheres. Please contact Luminex Sales Support to inquire about custom vial sizes.

LumAvidin® Microspheres at a Glance:

- Avidin protein-coated surface
- 100 regions available
- Compatible with Luminex® 200™, FLEXMAP 3D®, and xMAP INTELLIFLEX®
- 1 mL vial size
- 2.5 million beads/mL
- Near-covalent biotin-binding chemistry
- Ideal for coupling small molecules, like biotinylated peptides
- Suitable for protein and immunogenicity applications
- No need to couple avidin to beads

Vial Size	Concentration (millions/mL)	# of Regions Available	Part Number*
1 mL	2.5	100	L100-LXXX-01

IMPORTANT: LumAvidin® Microspheres are not compatible with the MAGPIX® instrument.

**Refer to following page for part numbers specific to each microsphere region.*

LumAvidin® Microspheres Part Numbers

100 LumAvidin® Regions Available

1	11	21	31	41	51	61	71	81	91
2	12	22	32	42	52	62	72	82	92
3	13	23	33	43	53	63	73	83	93
4	14	24	34	44	54	64	74	84	94
5	15	25	35	45	55	65	75	85	95
6	16	26	36	46	56	66	76	86	96
7	17	27	37	47	57	67	77	87	97
8	18	28	38	48	58	68	78	88	98
9	19	29	39	49	59	69	79	89	99
10	20	30	40	50	60	70	80	90	100

Compatible with:

Luminex® 200™, FLEXMAP 3D®, and xMAP INTELLIFLEX®

Shelf Life: All LumAvidin® Microspheres will ship with no less than a 3-month shelf life.

Actual shelf life will vary depending on available inventory. We cannot guarantee a specific shelf life other than the minimums stated here.

Reg.	Part Number	Reg.	Part Number	Reg.	Part Number	Reg.	Part Number	Reg.	Part Number
1	L100-L101-01	22	L100-L122-01	43	L100-L143-01	64	L100-L164-01	85	L100-L185-01
2	L100-L102-01	23	L100-L123-01	44	L100-L144-01	65	L100-L165-01	86	L100-L186-01
3	L100-L103-01	24	L100-L124-01	45	L100-L145-01	66	L100-L166-01	87	L100-L187-01
4	L100-L104-01	25	L100-L125-01	46	L100-L146-01	67	L100-L167-01	88	L100-L188-01
5	L100-L105-01	26	L100-L126-01	47	L100-L147-01	68	L100-L168-01	89	L100-L189-01
6	L100-L106-01	27	L100-L127-01	48	L100-L148-01	69	L100-L169-01	90	L100-L190-01
7	L100-L107-01	28	L100-L128-01	49	L100-L149-01	70	L100-L170-01	91	L100-L191-01
8	L100-L108-01	29	L100-L129-01	50	L100-L150-01	71	L100-L171-01	92	L100-L192-01
9	L100-L109-01	30	L100-L130-01	51	L100-L151-01	72	L100-L172-01	93	L100-L193-01
10	L100-L110-01	31	L100-L131-01	52	L100-L152-01	73	L100-L173-01	94	L100-L194-01
11	L100-L111-01	32	L100-L132-01	53	L100-L153-01	74	L100-L174-01	95	L100-L195-01
12	L100-L112-01	33	L100-L133-01	54	L100-L154-01	75	L100-L175-01	96	L100-L196-01
13	L100-L113-01	34	L100-L134-01	55	L100-L155-01	76	L100-L176-01	97	L100-L197-01
14	L100-L114-01	35	L100-L135-01	56	L100-L156-01	77	L100-L177-01	98	L100-L198-01
15	L100-L115-01	36	L100-L136-01	57	L100-L157-01	78	L100-L178-01	99	L100-L199-01
16	L100-L116-01	37	L100-L137-01	58	L100-L158-01	79	L100-L179-01	100	L100-L200-01
17	L100-L117-01	38	L100-L138-01	59	L100-L159-01	80	L100-L180-01		
18	L100-L118-01	39	L100-L139-01	60	L100-L160-01	81	L100-L181-01		
19	L100-L119-01	40	L100-L140-01	61	L100-L161-01	82	L100-L182-01		
20	L100-L120-01	41	L100-L141-01	62	L100-L162-01	83	L100-L183-01		
21	L100-L121-01	42	L100-L142-01	63	L100-L163-01	84	L100-L184-01		

Only available in 1 mL vial sizes.

Contact Luminex Sales Support to inquire about custom fill options and lead times.

SeroMAP™ Microspheres



SeroMAP™ Microspheres are a special formulation of MicroPlex® Microspheres which have been optimized to reduce non-specific binding in serology assays. These beads are carboxylated polystyrene microparticles that have been color-coded into 100 spectrally distinct sets, or “regions.” Each of these regions can be quickly distinguished by an xMAP® instrument, allowing for the interrogation of up to 100 different analytes simultaneously from a single sample.

All microspheres are general use components for further manufacture of xMAP bioassays. SeroMAP Microspheres are available at a concentration of 12.5 million beads/mL and are only available in a 4 mL vial size. Please contact Luminex Sales Support to inquire about custom vial sizes.

SeroMAP™ Microspheres at a Glance:

- Specifically designed for protein-based serological applications
- 100 regions available
- Compatible with Luminex® 200™, FLEXMAP 3D®, and xMAP INTELLIFLEX®
- 4 mL vial size only
- 12.5 million beads/mL
- Lower non-specific binding


Vial Size	Concentration (millions/mL)	# of Regions Available	Part Number*
4 mL	12.5	100	L100-SXXX-04

IMPORTANT: SeroMAP™ Microspheres are not compatible with the MAGPIX® instrument.

**Refer to following page for part numbers specific to each microsphere region.*

Seromap™ Microspheres Part Numbers

Reagents



100 Seromap™ Regions Available

Compatible with:

Luminex® 200™, FLEXMAP 3D™, and XMAP INTELLIFLEX®

Shelf Life: All Seromap™ Microspheres will ship with no less than a 6-month shelf life.

Actual shelf life will vary depending on available inventory. We cannot guarantee a specific shelf life other than the minimums stated here.

Reg. Part Number	1	L100-S001-04	22	L100-S022-04	43	L100-S043-04	64	L100-S064-04	85	L100-S085-04
Reg. Part Number	2	L100-S002-04	23	L100-S023-04	44	L100-S044-04	65	L100-S065-04	86	L100-S086-04
Reg. Part Number	3	L100-S003-04	24	L100-S024-04	45	L100-S045-04	66	L100-S066-04	87	L100-S087-04
Reg. Part Number	4	L100-S004-04	25	L100-S025-04	46	L100-S046-04	67	L100-S067-04	88	L100-S088-04
Reg. Part Number	5	L100-S005-04	26	L100-S026-04	47	L100-S047-04	68	L100-S068-04	89	L100-S089-04
Reg. Part Number	6	L100-S006-04	27	L100-S027-04	48	L100-S048-04	69	L100-S069-04	90	L100-S090-04
Reg. Part Number	7	L100-S007-04	28	L100-S028-04	49	L100-S049-04	70	L100-S070-04	91	L100-S091-04
Reg. Part Number	8	L100-S008-04	29	L100-S029-04	50	L100-S050-04	71	L100-S071-04	92	L100-S092-04
Reg. Part Number	9	L100-S009-04	30	L100-S030-04	51	L100-S051-04	72	L100-S072-04	93	L100-S093-04
Reg. Part Number	10	L100-S010-04	31	L100-S031-04	52	L100-S052-04	73	L100-S073-04	94	L100-S094-04
Reg. Part Number	11	L100-S011-04	32	L100-S032-04	53	L100-S053-04	74	L100-S074-04	95	L100-S095-04
Reg. Part Number	12	L100-S012-04	33	L100-S033-04	54	L100-S054-04	75	L100-S075-04	96	L100-S096-04
Reg. Part Number	13	L100-S013-04	34	L100-S034-04	55	L100-S055-04	76	L100-S076-04	97	L100-S097-04
Reg. Part Number	14	L100-S014-04	35	L100-S035-04	56	L100-S056-04	77	L100-S077-04	98	L100-S098-04
Reg. Part Number	15	L100-S015-04	36	L100-S036-04	57	L100-S057-04	78	L100-S078-04	99	L100-S099-04
Reg. Part Number	16	L100-S016-04	37	L100-S037-04	58	L100-S058-04	79	L100-S079-04	100	L100-S100-04
Reg. Part Number	17	L100-S017-04	38	L100-S038-04	59	L100-S059-04	80	L100-S080-04		
Reg. Part Number	18	L100-S018-04	39	L100-S039-04	60	L100-S060-04	81	L100-S081-04		
Reg. Part Number	19	L100-S019-04	40	L100-S040-04	61	L100-S061-04	82	L100-S082-04		
Reg. Part Number	20	L100-S020-04	41	L100-S041-04	62	L100-S062-04	83	L100-S083-04		
Reg. Part Number	21	L100-S021-04	42	L100-S042-04	63	L100-S063-04	84	L100-S084-04		

Only available in 4 mL vial sizes.

Contact Luminex Sales Support to inquire about custom fill options and lead times.