



**MILESTONE**

H E L P I N G  
P A T I E N T S

All new  
features



## FixSTATION 1RH

Optimization, standardization and documentation  
of the fixation step

## NEED GOOD RESULTS? START WITH GOOD PREPARATION

---

### CONTROL OF FIXATION

Accurate control of all steps of the preanalytical process is a prerequisite for precise, reliable and consistent diagnostic assays. Recent publications<sup>1</sup> have evidenced that standardization and documentation of the all important fixation step will lead to improved I.H.C. assays.

### TODAY'S FIXATION

Leaving the specimens in a plastic container with formalin overnight does not fulfill the requirements for controlled fixation. **No standardization, no documentation.**




- ▶ How many hours/minutes is overnight?
- ▶ What is the temperature of the fixative?
- ▶ Is stirring available for temperature homogeneity?
- ▶ After how many cassettes is formalin substituted?
- ▶ Is the pH constant?
- ▶ What kind of documentation is available?

Until now, documented fixation protocols could only be obtained by placing specimens in an automatic tissue processor. This means holding a high performance instrument almost idle for hours/days waiting for the fixation process to be completed and documented.

### THE GAME CHANGER. FixSTATION 1RH

---

Small enough to fit any grossing station or ventilated hood, the FixSTATION 1RH is a game changer in controlling the fixation process. Fixation of racks takes place in a close environment, outside the tissue processor, according to specific protocols with full documentation readily available.



<sup>1</sup>Consensus Recommendations on Estrogen Receptor Testing in Breast Cancer By Immunohistochemistry. Hadi Yaziji, MD et al. *Applied Immunohistochemistry & Molecular Morphology* - volume 16, Number 6, December 2008

<sup>2</sup>ASCO/CAP Guideline Recommendations for Human Epidermal Growth Factor Receptor 2 Testing in Breast Cancer A. C. Wolff et al. *Arch Pathol Lab Med* - Vol. 131, January 2007/2013

## FixSTATION 1RH. AUTOMATIC TISSUE FIXATION SYSTEM

---

Full compliance to ASCO/CAP guideline recommendations for HER2, ER testing<sup>2</sup>



### WHAT SETS US APART?

---

#### THE UNIQUE COMBINATION OF FULLY PROGRAMMABLE TIME/TEMPERATURE FIXATION PROTOCOLS COMBINED WITH REAGENT FILTERING FEATURES.

- ▶ Suitable for racks of Milestone and racks from other manufacturers.
- ▶ Suitable for all kinds of fixation reagents.
- ▶ Temperature range: up to 55 °C (131 °F).
- ▶ Time for pre-soaking: up to 99 hours 59 minutes.
- ▶ Time for fixation: up to 99 hours 59 minutes.
- ▶ Stainless steel tank (AISI304) with 4.5L capacity.
- ▶ Steel wire mesh filter of fixstation solution for protection againts contaminants.
- ▶ Automatic stirring of solution.
- ▶ Constant pH of solution during process (closed system).
- ▶ Full reagent management.

# SIMPLICITY AT BEST. ICON DRIVEN SOFTWARE

30 May 17  
08:50

Reagents

Reagents

Log Book

Settings

Services

Help

Reagent management.  
Type of reagent. Life of reagent.

Store events log and saved program.

Define setup of the unit according to your fixation requirements.

30 May 17  
09:00

Reagents

Run ID: 5302017

# Cassettes: 100

Pre-soaking Time: 1 Hours 30 Minutes

Fixation Time: 2 Hours 30 Minutes

Fix. Temperature: 37 °C

Run will end at: 12:00, May 30-2017

Start

Enter your fixation protocol and press "Start".

30 May 17  
10:30

Reagents

Service

Screen Saver

Level 1

Run ID: 5302017

Phase: Fixation

Run will end at: 12:00, May 30-2017

Abort

Temperature (°C)


Actual Temperature: 37 °C

Time (min)	Temperature (°C)
0	20
25	37
50	37
75	37
100	37
125	37
150	37
175	37

An audible alarm will sound when step is completed.




## EASY OPERATION



**1** Place rack in the unit and enter fixation protocol.




**2** After completion of run extract filtering cage from tank. The solution is filtered and residues are trapped in the steel wire mesh filter.




**3** Eliminate excess reagent by placing filtering cage on the built-in front hinges.

## SAFE HANDLING



**4** Place rack in transfer tray. For safe handling a cover is placed on the tray.



**5** Transfer the now clean rack to tissue processor. Skip processor fixation step and process specimens in a shorter time.

## FLOATER AND CONTAMINANT CONTROL

UNIQUE FEATURE

**6** Rinse filter cage over a suitable sink to remove all tissue residues. This operation keeps the fixation solution free from all kind of matters (tissues, mucus) improving the processing step.



## HIGH FLEXIBILITY

### SUITABLE FOR ALL TYPE OF RACKS

The FixSTATION 1RH will accept Milestone racks from the PATHOS and LOGOS family as well as racks **from the most common conventional tissue processor of other manufacturers.**



## FULL DOCUMENTATION


With the FixSTATION 1RH, documentation of every factor influencing the fixation process is stored in a log book for easy retrieval. Fixation protocols can be transferred to a USB stick and then printed for Quality Assurance and Compliance regulations. **Full compliance to ASCO/CAP recommendations for HER2, ER testing<sup>2</sup>.**

- ▶ Type of fixative
- ▶ Temperature of fixative
- ▶ Pre-soaking time
- ▶ Time and date of fixation run
- ▶ Length of fixation time
- ▶ Event log
- ▶ Saved runs



## LIMITED FOOTPRINT

Small enough to fit any grossing station or ventilated hood. Dimensions shown are during operation of the unit.



UNI EN ISO 9001: 2008 / UNI EN ISO 13485:2004 CERTIFIED • CAT378EN-001