

Title: **Quality Control Record Sheet
AChRAb Standard Curve QC Data**

Prepared by: Geoff Flood
Approved by: Rachael Price

Document: **wi/qcrs/0.14SCb**
Revision: **3**
Date: **6 Sep 2018**
Page **1 of 1**

Re: AChRAb Standard Curve (lot no. ASC20v; expiry date. 01 Jul 2024)


To use this standard curve, plot the mean cpm bound for each standard obtained in your assay against the corresponding nmol/litre value shown in the table below.



No ¹²⁵I decay correction is needed.

Our QC data for the standard curve, obtained with AChR lot **RBA341** are as follows:

Standard	Actual value at QC
1	0.38 nmol/litre
2	1.0 nmol/litre
3	5.1 nmol/litre
4	8.4 nmol/litre
Value of positive control 116PCag read off standard curve = 5.4 nmol/litre (Range: 2.8-6.4 nmol/litre)	

Materials of human origin used in the manufacture of this product have been tested and found non-reactive for HIV1 and 2 and HCV antibodies and HBsAg at the time of testing.

Assay Date: 28 Sep 2023
Performed by: A Lee
Signature: 
Position: Principal Technician

Authorised by: 
Signature: 
Position: Head of Quality Control
Date: 29th SEP 2023