

Title: **Quality Control Record Sheet  
AChRAb Standard Curve QC Data**

Document: **wi/qcrs/0.14SCb**  
Revision: **3**  
Date: **6 Sep 2018**  
Page **1 of 1**

Prepared by: Geoff Flood  
Approved by: Rachael Price

**Re: AChRAb Standard Curve (lot no. ASC20af; expiry date. 09 Mar 2025 )**


To use this standard curve, plot the mean cpm bound for each standard obtained in your assay against the corresponding nmol/litre value shown in the table below.



No <sup>125</sup>I decay correction is needed.

Our QC data for the standard curve, obtained with AChR lot **RBA350** are as follows:

Standard	Actual value at QC
1	0.28 nmol/litre
2	0.80 nmol/litre
3	3.7 nmol/litre
4	8.6 nmol/litre
Value of positive control <b>118Pf</b> read off standard curve = 4.1 nmol/litre	
(Range: 2.5-5.9 nmol/litre)	

Materials of human origin used in the manufacture of this product have been tested and found non-reactive for HIV1 and 2 and HCV antibodies and HBsAg at the time of testing.

Assay Date: 06 Jun 2024  
Performed by: A Lee  
Signature:   
Position: Principal Technician

Authorised by:   
Signature:   
Position: Head of Quality Control  
Date: 7<sup>th</sup> JUN 2024