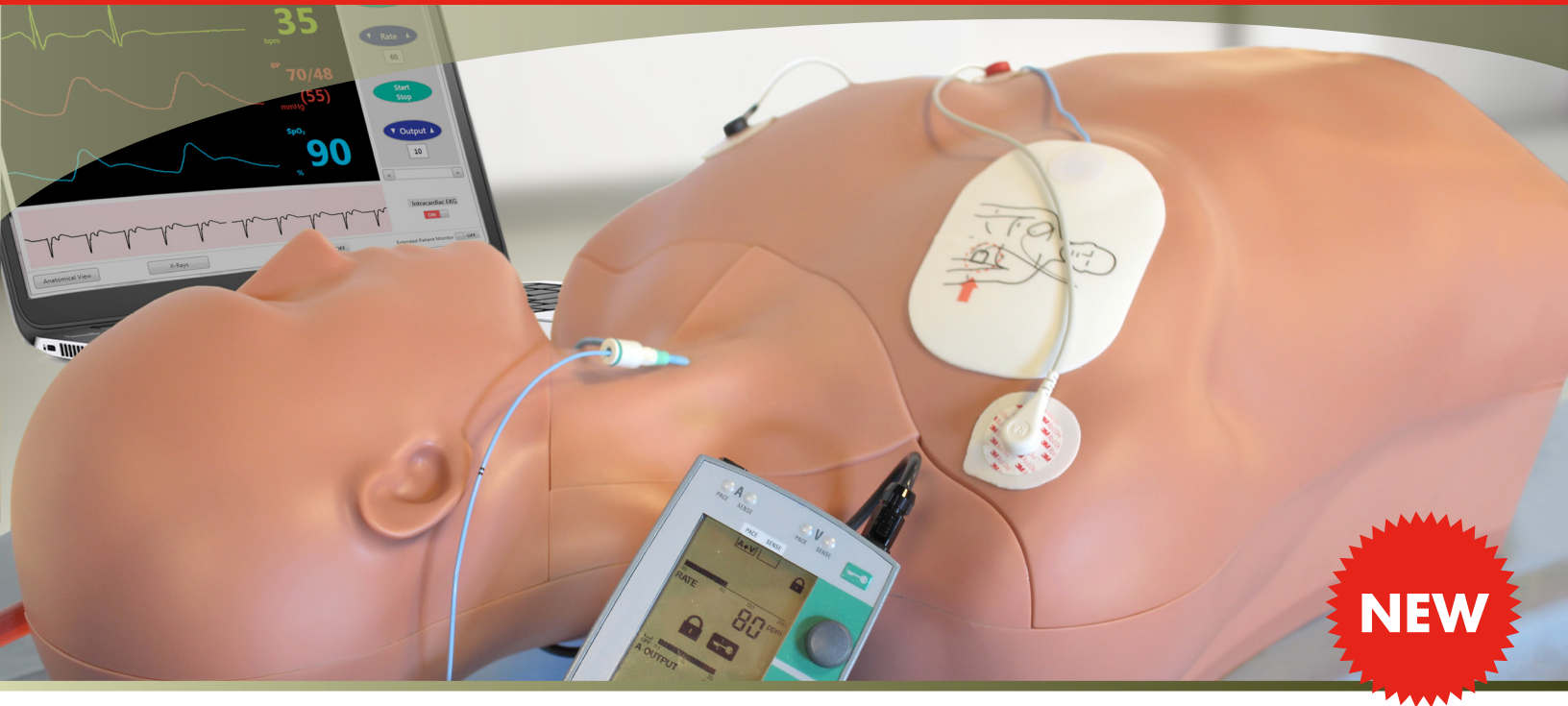


# PacerMan™ System



TEMPORARY CARDIAC PACING TRAINER



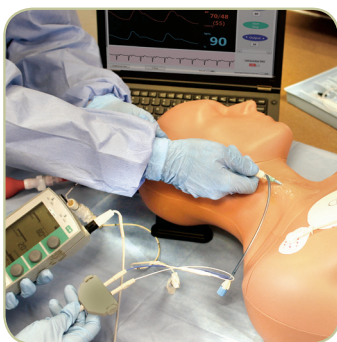
## Finally, a High-Fidelity Simulator for the Entire Transvenous Pacing Procedure

Meet **PacerMan** and get your equipment ready for training high-risk, low-frequency, emergent transvenous pacing in real or simulated settings—from initial diagnosis to capture.

Simulab's patented, SimuSensor™ technology, powers a high-fidelity simulator with ultrasound compatible soft tissues. The system communicates with a simulated patient monitor for real time, immersive training. Take your students through multiple outcomes using a blind or ECG guided approach.

They'll assess waveforms and manipulate their own pacing generator, while learning to respond to the system's live physiological responses. During scenario based training, transport PacerMan from a pre-hospital setting to the emergency room without interrupting the flow of simulation and learning. PacerMan is completely self-contained and wireless, making it easy to set-up and transport.

### PacerMan Teaching Points



#### Use with your Equipment

Focus on deliberate practice and acquire a pathway to mastery—from insertion to capture.



#### Real Time Monitoring

Assess live waveforms while manipulating your own pacing generator.



#### Scenario Based Training

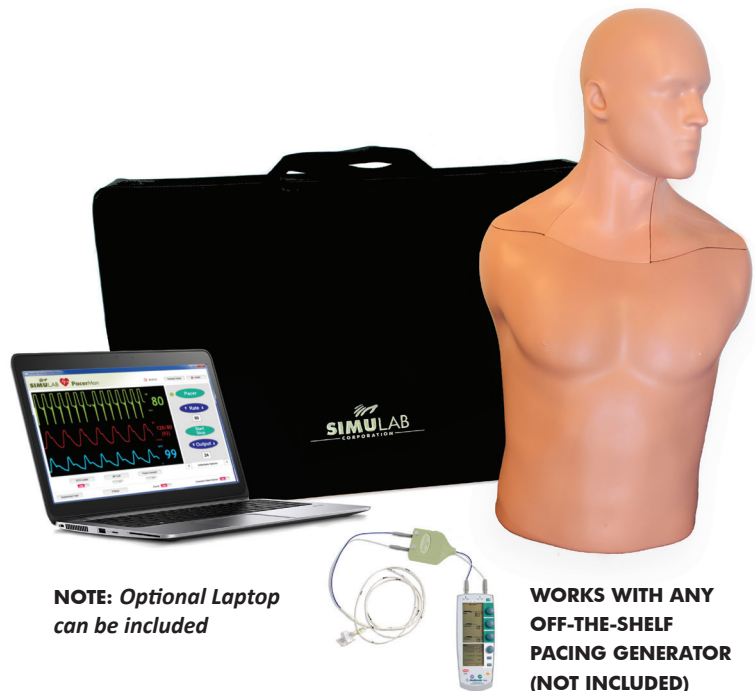
Improve mission critical team training in real or simulated settings with tetherless mobility.

## PACERMAN SYSTEM FEATURES

- ▶ Transcutaneous and transvenous pacing training
- ▶ Responds to manipulation of pulse rate and pacing threshold from an off-the-shelf pacing generator; and presents electrical and mechanical capture
- ▶ Simulated patient monitor:
  - Presents real-time vitals including HR, ABP, NIBP, and SPO2
  - Includes simulated defibrillator for transcutaneous pacing and transition of care
  - ECG tracing presents intracardiac location waveforms to confirm catheter positioning
  - Extended monitor feature for multiple screen or scenario based training
- ▶ Instructor mode includes most common native rhythms/settings for transcutaneous and transvenous threshold; and multiple outcomes
- ▶ Randomized student mode allows hands on training —anytime, anywhere
- ▶ System recognizes proper equipment set up and pin placement
- ▶ Ultrasound guided venous identification and access with fluid aspiration
- ▶ Durable replaceable tissue for full catheterization using clinical dilator and temporary pacing catheter
- ▶ Bluetooth compatible for untethered scenario based training
- ▶ Battery or wall power
- ▶ Touchscreen compatible for Window 7 OS or higher

**PART #PM-1030 | PRICE: CALL FOR QUOTE**

**NOTE: Optional Laptop can be included.**



**NOTE: Optional Laptop can be included**

**WORKS WITH ANY OFF-THE-SHELF PACING GENERATOR (NOT INCLUDED)**

*“PacerMan gives you a sense of actually threading the wire down into the heart, and seeing what you would see on the monitor. It absolutely increases the realism for transvenous pacing.”*

**Ernie Wang, MD, FACEP**

Alvin H. Baum Family Fund Chair of Simulation and Innovation, NorthShore University Health System