

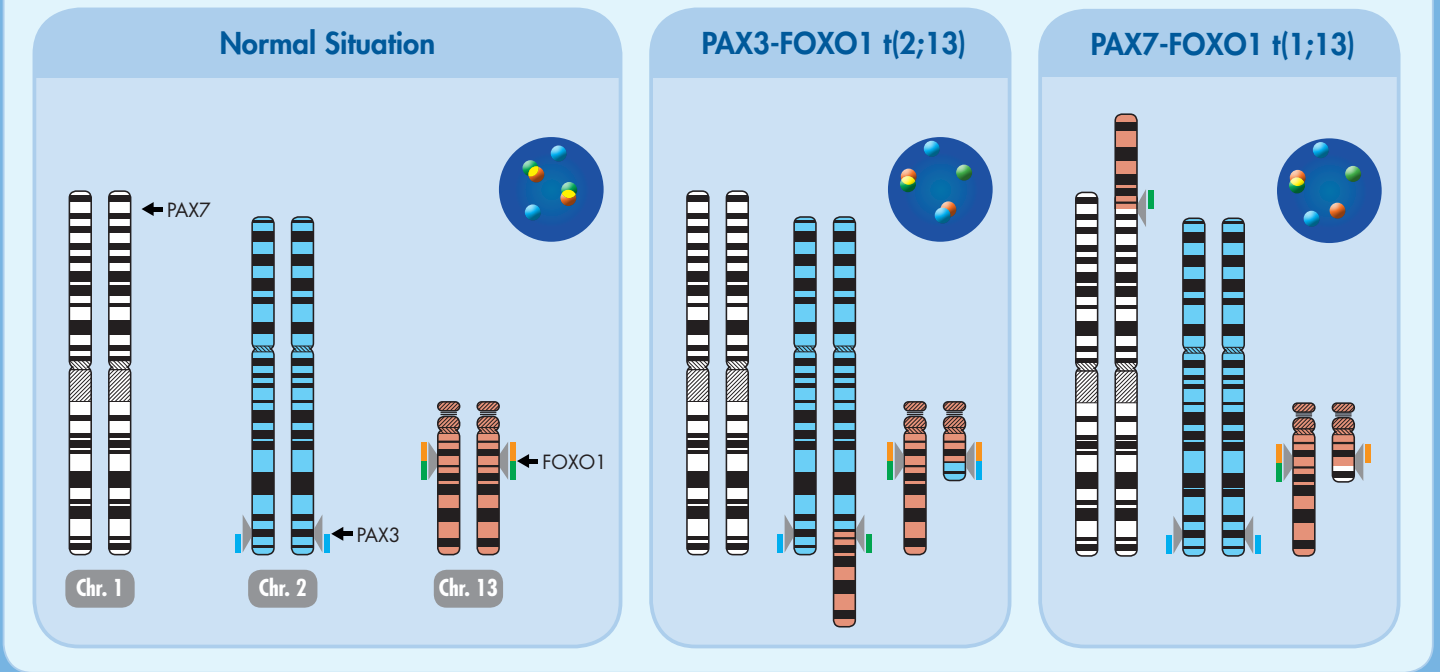
Selected Sarcoma Probes of the ZytoLight® Portfolio

Prod. No.	Product	Label	Tests* (Volume)
Z-2124-50/-200	ZytoLight SPEC ALK Dual Color Break Apart Probe C€ IVD	●/●	5/20 (50 µl/200 µl)
Z-2103-50/-200	ZytoLight SPEC CDK4/CEN 12 Dual Color Probe C€ IVD	●/●	5/20 (50 µl/200 µl)
Z-2121-200	ZytoLight SPEC COL1A1 Dual Color Break Apart Probe C€ IVD	●/●	20 (200 µl)
Z-2116-50/-200	ZytoLight SPEC COL1A1/PDGFB Dual Color Dual Fusion Probe C€ IVD	●/●	5/20 (50 µl/200 µl)
Z-2100-50/-200	ZytoLight SPEC DDIT3 Dual Color Break Apart Probe C€ IVD	●/●	5/20 (50 µl/200 µl)
Z-2176-50/-200	ZytoLight SPEC ETV6 Dual Color Break Apart Probe C€ IVD	●/●	5/20 (50 µl/200 µl)
Z-2096-50/-200	ZytoLight SPEC EWSR1 Dual Color Break Apart Probe C€ IVD	●/●	5/20 (50 µl/200 µl)
Z-2183-50	ZytoLight SPEC EWSR1/FLI1 TriCheck™ Probe C€ IVD	●/●/●	5 (50 µl)
Z-2139-50	ZytoLight SPEC FOXO1 Dual Color Break Apart Probe C€ IVD	●/●	5 (50 µl)
Z-2185-50	ZytoLight SPEC FOXO1/PAX3 TriCheck™ Probe C€ IVD	●/●/●	5 (50 µl)
Z-2018-50/-200	ZytoLight SPEC FOXO1/PAX3 Dual Color Single Fusion Probe C€ IVD	●/●	5/20 (50 µl/200 µl)
Z-2019-50/-200	ZytoLight SPEC FOXO1/PAX7 Dual Color Single Fusion Probe C€ IVD	●/●	5/20 (50 µl/200 µl)
Z-2130-50	ZytoLight SPEC FUS Dual Color Break Apart Probe C€ IVD	●/●	5 (50 µl)
Z-2132-50	ZytoLight SPEC JAZF1 Dual Color Break Apart Probe C€ IVD	●/●	5 (50 µl)
Z-2013-50/-200	ZytoLight SPEC MDM2/CEN 12 Dual Color Probe C€ IVD	●/●	5/20 (50 µl/200 µl)
Z-2192-50/-200	ZytoLight SPEC MYC/CEN 8 Dual Color Probe C€ IVD	●/●	5/20 (50 µl/200 µl)
Z-2145-50	ZytoLight SPEC NR4A3 Dual Color Break Apart Probe C€ IVD	●/●	5 (50 µl)
Z-2206-200	ZytoLight SPEC NTRK3 Dual Color Break Apart Probe C€ IVD NEW	●/●	20 (200 µl)
Z-2119-50/-200	ZytoLight SPEC PDGFB Dual Color Break Apart Probe C€ IVD	●/●	5/20 (50 µl/200 µl)
Z-2215-50	ZytoLight SPEC PHF1 Dual Color Break Apart Probe C€ IVD NEW	●/●	5 (50 µl)
Z-2178-50	ZytoLight SPEC SMARCB1/22q12 Dual Color Probe C€ IVD	●/●	5 (50 µl)
Z-2097-50/-200	ZytoLight SPEC SS18 Dual Color Break Apart Probe C€ IVD	●/●	5/20 (50 µl/200 µl)
Z-2184-50	ZytoLight SPEC SS18/SSX1 TriCheck™ Probe C€ IVD	●/●/●	5 (50 µl)
Z-2109-50/-200	ZytoLight SPEC TFE3 Dual Color Break Apart Probe C€ IVD	●/●	5/20 (50 µl/200 µl)
Z-2151-50	ZytoLight SPEC USP6 Dual Color Break Apart Probe C€ IVD	●/●	5 (50 µl)
Z-2195-200	ZytoLight SPEC VEGFA/CEN 6 Dual Color Probe C€ IVD	●/●	20 (200 µl)
Z-2142-50	ZytoLight SPEC WT1 Dual Color Break Apart Probe C€ IVD	●/●	5 (50 µl)
Z-2212-50	ZytoLight SPEC WWTR1 Dual Color Break Apart Probe C€ IVD NEW	●/●	5 (50 µl)
Z-2175-50	ZytoLight SPEC YWHAE Dual Color Break Apart Probe C€ IVD	●/●	5 (50 µl)

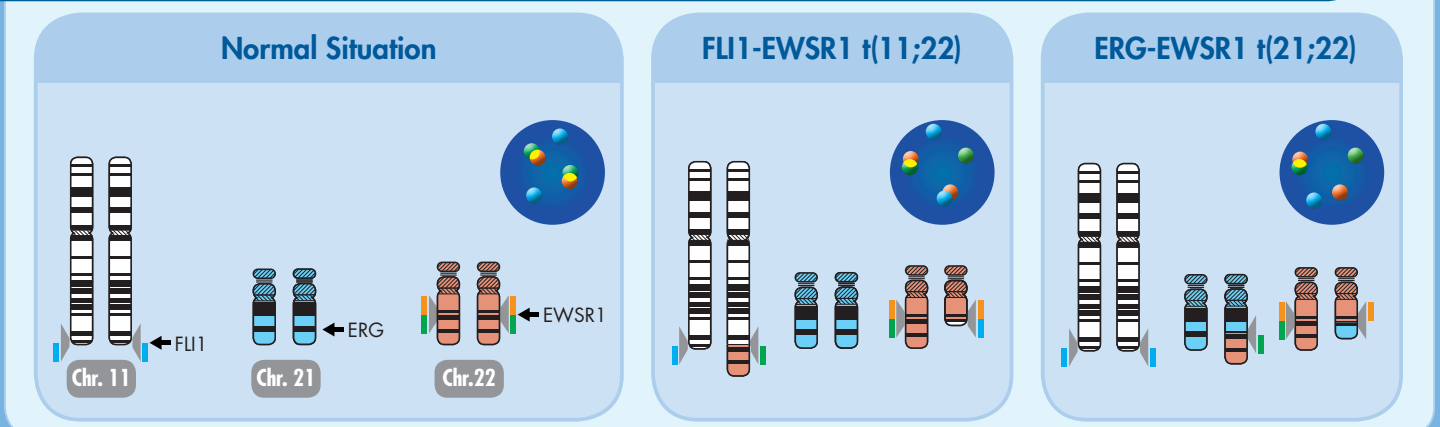
* Using 10 µl probe solution per test. C€ IVD only available in certain countries. All other countries research use only! Please contact your local dealer for more information.

For more product information please contact info@zytovision.com or your local dealer.

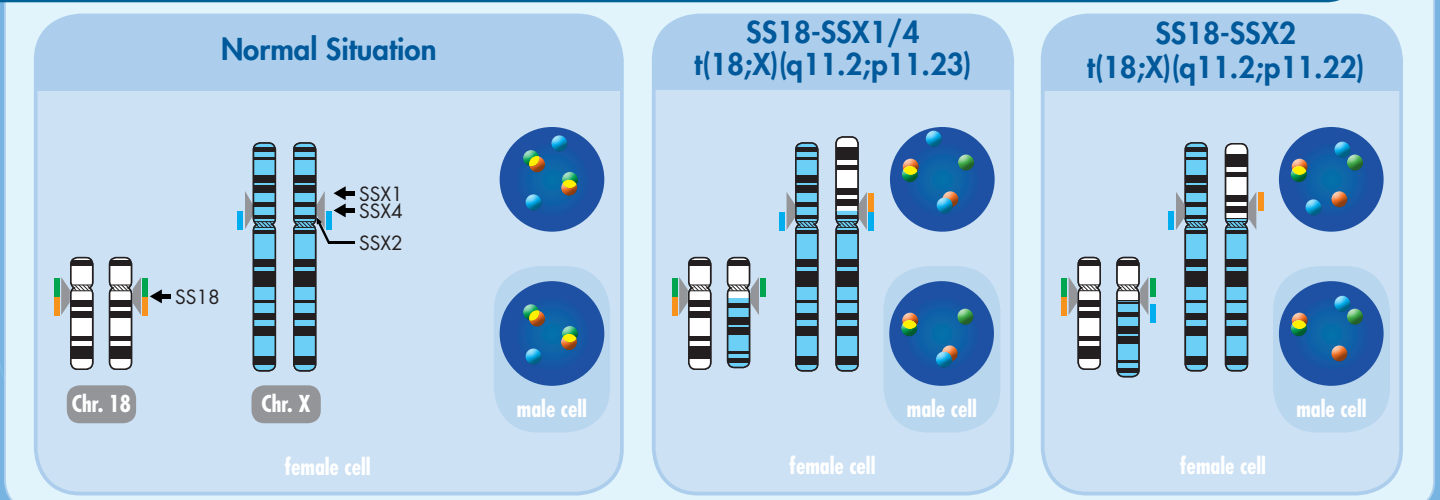
ZytoLight® SPEC FOXO1/PAX3 TriCheck™ Probe Design



ZytoLight® SPEC EWSR1/FLI1 TriCheck™ Probe Design



ZytoLight® SPEC SS18/SSX1 TriCheck™ Probe Design



ZytoLight® FISH-Tissue Implementation Kit

ZytoLight® FISH-Tissue Implementation Kit

ZytoLight® FISH-Tissue Implementation Kit contains all necessary reagents to perform user-friendly and successful FISH experiments.

- Heat Pretreatment Solution Citric
- Pepsin Solution
- Wash Buffer SSC
- 25x Wash Buffer A
- DAPI/DuraTect™-Solution



Related Products

Z-2028-5	ZytoLight FISH-Tissue Implementation Kit € IVD	5
Incl. Heat Pretreatment Solution Citric, 150 ml; Pepsin Solution, 1 ml; Wash Buffer SSC, 150 ml; 25x Wash Buffer A, 50 ml; DAPI/DuraTect-Solution, 0.2 ml		
Z-2028-20	ZytoLight FISH-Tissue Implementation Kit € IVD	20
Incl. Heat Pretreatment Solution Citric, 500 ml; Pepsin Solution, 4 ml; Wash Buffer SSC, 500 ml; 25x Wash Buffer A, 100 ml; DAPI/DuraTect-Solution, 0.8 ml		
Z-2099-20	ZytoLight FISH-Cytology Implementation Kit € IVD	20
Incl. Cytology Pepsin Solution, 4 ml; 20x Wash Buffer TBS, 50 ml; 10x MgCl ₂ , 50 ml; 10x PBS, 50 ml; Cytology Stringency Wash Buffer SSC, 500 ml; Cytology Wash Buffer SSC, 500 ml; DAPI/DuraTect-Solution, 0.8 ml		

* Using 10 µl probe solution per test. € **IVD** only available in certain countries. All other countries research use only! Please contact your local dealer for more information.

ZytoLight® Fluorochromes

Two factors that mainly influence FISH analyses:

- Fluorochromes of the FISH probes
- Appropriate filter sets

Fluorochrome	Excitation	Emission	Equivalent to
● ZyBlue™	418 nm	467 nm	DEAC
● ZyGreen™	503 nm	528 nm	FITC
● ZyOrange™	547 nm	572 nm	Rhodamine

Recommended Filter Sets

All filter sets have a superior signal-to-noise ratio and need to be assembled in fluorescence filter holders specific for the respective microscope. Please contact info@zytovision.com for more information.

Prod. No	Product	Detected Fluorochrome
E-4030-1	DAPI Single Bandpass Filter Set v2	DAPI
E-4026-1	ZyBlue™ Single Bandpass Filter Set v2	●
E-4012-1	ZyGreen™ Single Bandpass Filter Set v2	●
E-4013-1	ZyOrange™ Single Bandpass Filter Set v2	●
E-4016-1	ZyGreen™/ZyOrange™ Dual Bandpass Filter Set v2	● / ●
E-4010-1	DAPI/ZyGreen™/ZyOrange™ Triple Bandpass Filter Set	DAPI/ ● / ●
E-4028-1	ZyBlue™/ZyGreen™/ZyOrange™ Triple Bandpass Filter Set	● / ● / ●