

## Catalog 2012/2013


■ Consumables ■ Instruments ■ Accessories

■ Pathology

■ Histology

■ Cytology

Performance and Ergonomics in  
Perfection



Paraffin Embedding System  
**TES Valida**

## Precision Made in Germany





**Victoria de La Rosa Salvador**  
**Sales Manager**

Phone: +49 5136/8884-23  
Fax: +49 5136/8884-88  
delarosa@medite.de



**Stefanie Kaefer**  
**Asia, Africa and America**

Phone: +49 5136/8884-38  
Fax: +49 5136/8884-88  
kaever@medite.de



**Jasmin Schlenz**  
**Europe and Australia**

Phone: +49 5136/8884-24  
Fax: +49 5136/8884-88  
schlenz@medite.de

### Your Advantages as Customer of **Medite®**

- High Quality equipment „Made in Germany”
- High Quality consumables „Made in Europe or Japan“
- Wide range of accessories for our instruments (see p. 45-46)
- Reliable service for orders and maintenance
- Short delivery times



### Excerpt from our Sales Conditions

- With this catalog, all former catalogs and pricelists are no longer valid.  
All prices are valid until a new catalog is released.  
We take no liability for errors, changes and missprints.
- Pictures and colours may vary.
- Changes in prices and technology are subject to change.

Please see p. 47 for further information.



### Ordering

**Please contact your responsible Sales Person to place your order.**

#### Street Address

Medite GmbH  
Wollenweberstr. 12  
31303 Burgdorf  
Germany

### Your Opinion matters to us

You could not find a specific product or are not satisfied with its description?  
Tell us your suggestions concerning product range and comprehensibility of  
texts in this catalog, so that we can adjust the variety of our goods perfectly  
to your needs.

Your **Medite®** International Sales Team



## CytoTape®

In-house production

- Excellent optical and mechanical characteristics
- For usage in every tape coverslipping machine
- Extremely durable and with great adhesiveness
- Easy to remove without further accessories for re-embedding
- Optimal sealing of your samples
- Solvent and scratch resistant
- Soil resistant and dust repellent

Cat. No. 40-4300-00 (p. 31)

## TissueCut®

High quality microtome blades, in high and low profile

Manufactured for MEDITE® in Japan

Different types available

Size: handy dispenser of 50 pcs.

Cat. No. 48-1600-00 ff. (p. 24-25)



## MEDITE PURE™ Paraffin

Polymer free embedding medium in pellet form

- For infiltration and embedding
- Purified Paraffin, without additives and polymers
- Without toxic substances
- Available in different packing sizes


Cat. No. 40-0022-00 ff. (p. 24)

## Embedding and Biopsy Cassettes

Wide range of cassettes

Different types and colours available

Cat. No. 46-1100-00 ff. (p. 20-21)



## Staining/Coverslipping

<b>TST 44</b> - Staining Automat	8
<b>TCA 44-720 Combination</b> - Stainer-Coverslipper-Combination System	8
<b>COT 20</b> - Continous Linear Stainer	11
<b>RCM 7000</b> - Automatic Glass Coverslipper	9

## Tissue Processing

<b>TPC 15 Duo/Trio</b> - Rapid Tissue Processor	9
---	---

## Embedding

<b>TES Valida</b> - Tissue Embedding System	10
<b>TES 99</b> - Tissue Embedding System	10

## Decalcifying

<b>USE 33</b> - Ultrasonic Decalcifying Automat	11
---	----

## Sectioning

<b>Meditome M530</b> - Rotary microtome, semi-automatic	12
<b>Meditome A550</b> - Rotary microtome, fully-automatic	12
<b>Cryostat A650</b> - Floor standing fully-automatic Cryostat	13

## Stretching

<b>OTS 40</b> - Stretching tables	14
<b>TFB 35</b> - Tissue floatation bath	15
<b>TFB 45</b> - Tissue floatation bath	15
<b>TFB 55</b> - Tissue floatation bath	15

## Heating/Drying/Adsorbing

<b>TDO SAHARA</b> - Slide Drying Oven	14
<b>TAZ 19</b> - Benchtype fume adsorber	14

## Cooling

<b>COP 30</b> - Tissue cool plate	16
<b>TKF 22</b> - Quick cool unit	16
<b>MKF 20</b> - Cool Unit for Table build in	16

## Small appliances

<b>Microarrayer for Tissue</b> - Manual	13
<b>EDS 20</b> - Rotoscriber	17
<b>eCep</b> - Heated forceps	17
<b>L15</b> - Paraffin Filtering Automat	17

## Printer

<b>Signature Slide Printer</b> - Printer Color for Microscope Slides	18
<b>Signature Cassette Printer</b> - Printer Color for Cassettes	18

## Centrifugation

<b>Cytofuge®</b> - Compact centrifuge system, accessories, filter cards	19
Filter cards for <b>Shandon-Cytospin®</b> and <b>Sakura-Cyto-Tek®-Cyto-Centrifuge</b>	19

## Dissection

<b>KSM 40</b> - Autopsy and orthopaedic saw	19
---	----

<b>Accessories for Lab Instruments</b>	45-46
--	-------

<b>Terms and conditions of sale</b>	47
-------------------------------------	----

<b>International Sales Contact</b>	2
------------------------------------	---

**Embedding**

Embedding cassettes	20
Biopsy cassettes	21
Mega cassettes	21
Process covers	22
Filterpaper, filterpads	22
Stamp	22
Embedding molds	23
Embedding medium	23
Cryo-Spray	23
<b>MEDITE PURE™</b> Paraffin	24
Paraffin cleaner	24

**Sectioning**

Disposable microtome blades <b>TissueCut®</b>	24-25
Trimming knives	25

**Staining**

Staining solutions Standard for Histology and Cytology	26
Staining solutions Premium for Histology and Cytology	26
Special Staining Kits	27
Staining trough / lid for slide staining sets	27
Glass staining containers, jars, racks and stands, slide staining glass	27-28
Slide staining sets	29
Microscope slide holder	29

**Coverslipping**

Microscope slides: Standard, <b>Safeslide Histo</b> , <b>Safeslide Cyto</b>	30
Microscope slides: One end frosted and coloured	30
Microscope coverglasses: Standard, Automat Coverglasses	31
Coverslipping tape <b>CytoTape®</b>	31
Fixation medium <b>Sprayfix</b>	31
Mounting media <b>Mount quick</b> , <b>pertex®</b> , <b>Mountex®</b> , <b>X-TRA-Kitt®</b>	32

**Solvents**

Xylene substitue <b>X-TRA-Solv®</b> , <b>Medi-Clear</b>	33
Xylene	33
Rapid decalcifier <b>new decalc®</b>	33
Formalin, Formalin neutralizer	34
Ethanol	34
Isopropanol	34
Decalcifying solution <b>USERAPID®</b> , <b>USEDECALC®</b>	35
Fixing solution <b>USEFIX®</b>	35

**Gynecology**

Sampling devices: Rovers® brushes	36
Sampling devices: Combi-Plus, Szalay-spatula, PapCone®	37

**Accessories**

<b>BioPette™</b> Plus	38
Marker Superior	38
Surgical forceps	38
Digi-Timer	38

**Archiving**

Slide filing maps <b>SAT 04</b>	39
Slide filing boxes, Paraffin block filing boxes, Bio-Block	39
Slide Folder Munich, Slide Mailer Cardboard, Slide Mailer Plastic	40
Slide Trays Cardboard, Storage boxes	41
Filing System MICROGLASS/MICROBLOCK	42
Filing System HISTO FILE, Trays for HISTO FILE	43
Slide Filing Cabinet SLIDE FILE, Paraffin Block Filing Cabinet BLOCK FILE	44

## Instrument program 2012/2013



**Try the extraordinary**



**Tired of regular repairs of your  
pumping tissue processor?**

## **TPC 15 Trio** **Rapid Tissue Processor**

### **Increased efficiency**

- Fast biopsies in less than one hour
- Up to 660 cassettes capacity
- Parallel processing of three different programs
- Low energy and reagent consumption
- Internal power backup
- Outstanding reliability - no pumping of paraffin
- More than 500 units are successful in use worldwide

Read more about **TPC 15 Trio** on page 8 and request your own demo!



## TST 44

### Staining Automat



Different models of **TST 44** available:

**TST 44.000** standard model      **Cat. No. 04-4400-02**  
**TST 44.200** with drying chamber      **Cat. No. 04-4420-02**

\* Registered patent nos.:

DE 196 05 977, DE 41 17 833, EP 0586 494, EP 0886 780, US 5,601,650, US 09/101,663, AU 667404, AU 707769, JP 3 415 604, JP 9-528887

Nothing beats the reliability, speed and versatility of our **TST 44** stainer. Valued by laboratory professionals for its unmatched ability to adapt to almost any demand in the modern lab, this „assembly-line worker“ can help you increase your productivity by a significant margin immediately.

Large capacity and throughput are no problem for the **TST 44**. With 30 slides per basket and the large number of reagent stations, a capacity up to 500 slides an hour is reachable by individually optimizing the reagent configuration of the machine to your preferences. The possibility to process up to 12 baskets simultaneously on different staining runs gives you ample flexibility to allow for special stains in between your quickroutine work, when needed, as soon as needed.

Accessories see p. 45

#### Technical data:

Max. number of staining protocols: 20/12 parallel operating staining programs  
 Max. number of program steps: 40  
 Free choice for every step: station, time (from 1 sec. to 59 min.)  
 Drip collection: adjustable drain time combined with a patented drip collection technology avoids carryover of solvents

Number of stations: 44  
 including:

alternatively:

Contents of solvent containers:

Dimensions (L/W/H):


Weight:

Power supply:

4 loading stations  
 4 unloading stations  
 6 water stations  
 4 water stations  
 2 drying stations (temperature adjustable from +40 °C to +90 °C)  
 30 staining stations with agitation  
 360 ml, can be reduced to 260 ml  
 1,210 x 670 x 640 mm  
 115 kg  
 230V / 50Hz / 100VA **TST 44.000**  
 230V / 50Hz / 1200VA **TST 44.200**

## Combination TCA 44-720

### Stainer-Coverslipper-Combination System



With the **TCA 44-720** combination unit, full walk-away lab automation from staining to the finished slides is now coming into your reach by merging the combination-ready **TST 44 C** continuous slide stainer with the **ACS 720** automated glass coverslipper. Flexibility and high throughput as well as excellent quality and safety are the key features of this sophisticated **Medite®** product. Building on the merits of the valued TST family of stainers, the combination is augmented by directly attaching our **ACS 720** unit, bringing an impressive 600 slides per hour coverslipping capability. Using a modular design, the **TCA 44-720** makes it easy to take the step from manual transfer to automation. The manual feeding of slide baskets into the glass coverslipper is not required anymore, thus you are able to increase capacity in your lab routine.

Different models of **TST 44 C** available:

**TST 44.000 C** with transfer station      **Cat. No. 04-4720-00**

**TST 44.200 C** with drying chamber and transfer station      **Cat. No. 04-4740-00**

**TST 44.000 CK** with modification kit for transfer station      **Cat. No. 04-4725-00**

**TST 44.200 CK** with drying chamber, modification kit for transfer station      **Cat. No. 04-4745-00**

Accessories see p. 45

#### Technical data **ACS 720**:

Coverslipping speed: est. 6 to 11 sec. per slide  
 Dispensing volume: 30 - 150 µl  
 Mountant container: 500 ml bottle of mounting medium  
 Slide Size: 26 x 76 mm  
 Slide Thickness: 0.9 to 1.2 mm  
 Slide Capacity: 150 pcs., continuous  
 Coverglass Size: 24 x 50, 55, 60 mm  
 Thickness: 0.12 to 0.17 mm  
 Coverglass Container Capacity: 300 pcs. approx.  
 Dimensions (L/W/H): 630 x 670 x 640 mm  
 Weight: 65 kg  
 Power supply: 110 - 230V / 50/60Hz / 400VA

**Cat. No. 04-7200-01**

## RCM 7000

Automatic Glass Coverslipper



The high-speed coverslipping machine **RCM 7000** has the capacity of applying 400 high quality glass coverslips per hour at a maximum speed of 9 seconds per slide. The coverslipping speed is adjustable and enables a flexible throughput. The newly developed dispenser and pump assure consistent, bubble-free dispensing of the mounting media at the new higher speeds. The new design also automatically stores the dispenser tip in xylene to prevent the needle from drying out.

The **RCM 7000** coverslipping machine has been designed to accept a wide range of commercially available mounting media and is compatible to all models of staining machines on the market.

Accessories see p. 45

### Technical data:

Coverslipping speed:	9 to 14 sec. per slide, changeable 7-shift speed
Dispensing volume:	0.04 to 0.2 cc adjustable per dispensing
Mountant container:	commercially available container or our standard container

### Slide:

Slide Size:	26 x 76 mm
Thickness:	0.9 to 1.2 mm
Capacity to load:	60 pcs.

### Coverglass:

Size - Standard:	24 x 40, 50, 55, 60 mm
Size - Option:	24 x 32, 36 mm

	25 x 40, 50, 55, 60 mm
--	------------------------

Thickness:	0.12 to 0.17 mm
------------	-----------------

Capacity to load:	200 pcs.
-------------------	----------

Dimensions (L/W/H):	500 x 540 x 640 mm
---------------------	--------------------

Weight:	65 kg
---------	-------

Power supply:	230V / 50Hz / 460VA
---------------	---------------------

Cat. No. 45-7000-00

## TPC 15 Duo / TPC 15 Trio

Rapid Tissue Processor



Closed linear Tissue Processing System with 15 stations for parallel processing of two tissue baskets (**TPC 15 Duo**) or three tissue baskets (**TPC 15 Trio**) with different or identical programs in less than one hour. The well established **TPC 15** is now available in two different models: Our high-production multi-protocol tissue processor **TPC 15 Duo** with a capacity of 440 cassettes is capable of processing two different runs simultaneously and independently. **TPC 15 Trio** shows the same technical features, but with a capacity of 660 cassettes.

The **TPC 15** series is the result of years of retro engineering. Program interruption with access to the samples is possible. The system stores 15 different programs, also weekend and short programs as well as paraffin recycling and basket cleaning programs.

Accessories see p. 46

### Technical data:

Capacity:	<b>TPC 15 Duo:</b> 440 cassettes	<b>Cat.-No. 04-1540-01</b>
	<b>TPC 15 Trio:</b> 660 cassettes	<b>Cat.-No. 04-1580-00</b>

Bath contents:	approx. 2.3 l
----------------	---------------

Operation:	parameters adjustable for every station
------------	---

Programming:	immersion time: 5 min. up to 10 h
--------------	-----------------------------------

	temperature: +30 °C up to +70 °C paraffin
--	---

	temperature: +30 °C up to +50 °C reagents
--	---

	free choice of vacuum and pressure during the program run
--	---

	emergency power supply in case of power failure
--	---

	fume extraction with charcoal filter for the absorption of
--	--

	solvent fumes and connection to an exhaust facility
--	---

	each station closed by a lid
--	------------------------------

Dimensions (L/W/H):	1,290 x 715 x 730 mm
---------------------	----------------------

Temperature:	+30°C to +70°C
--------------	----------------

Weight:	140 kg
---------	--------

Power supply:	230V / 50Hz / 950VA
---------------	---------------------

- Capacity 660 cassettes
- Fast biopsy in less than 1 hour
- Parallel processing of 3 different programs



## TES Valida®

### Tissue Embedding System

Our newly developed 3-modular system **TES Valida®** offers improved features to provide convenient, quick and careful paraffin embedding of tissue specimens. The system has a very modern character and impresses with its perfect design. All three modules are mounted in a robust sheet metal casing. Intuitive, universal programming symbols on a touch screen controller are easy to understand and speed up handling. All instrument functions of each module - including the automatic starting time - are individually programmable. The system comes with a foot pedal.

More than 100 paraffin blocks can be stored on the large stainless steel surface of the cooling unit. The dispenser unit perfectly supports your lab with a larger paraffin tank, a square cold spot, and some space on the flat top of the nozzle. The position-adjustable halogen spot brings bright light to your work area. Two connections for our heated forceps are simply accessible. The thermal unit provides an upper chamber for paraffin molds, with large capacity and easy access. Almost every tissue processor basket fits into the enlarged lower basin to store samples in liquid paraffin.



Design registered

#### Technical Data:

##### Cooling Unit:

Dimensions (L/W/H): 500 x 600 x 345 mm  
 Temperature: -15 °C to +15 °C  
 Weight: 30 kg  
 Power supply: 230V / 50Hz / 320VA

Cat. No. 02-7741-00

##### Cooling Unit Small:

Dimensions (L/W/H): 360 x 570 x 345 mm  
 Temperature: -10 °C to +15 °C  
 Weight: 20 kg  
 Power supply: 230V / 50Hz / 150VA

Cat. No. 02-7742-00

##### Thermal Unit:

Dimensions (L/W/H): 360 x 600 x 345 mm  
 Temperature:  
 - Prewarming chamber: +30 °C to +70 °C  
 - Warming tray: +30 °C to +75 °C  
 Weight: 20 kg  
 Power supply: 115 - 230V / 50/60Hz / 750VA

Cat. No. 02-7760-00

##### Dispenser unit:

Capacity of paraffin tank: 4.6 l  
 Square cold spot: -5 °C, 40 x 40 mm  
 Connections for 2 forceps, heating for 6 forceps  
 Dimensions (L/W/H): 360 x 600 x 345 mm  
 Temperature adjustable: from +30 °C to +70 °C  
 Weight: 25 kg  
 Power supply: 115 - 230V / 50/60Hz / 380VA  
 Optional: Glass magnifier (4 dipters), heated forceps

Cat. No. 02-7725-00

Accessories see p. 45

## TES 99

### Tissue Embedding System



The flexible tissue embedding system **TES 99** allows comfortable, rapid and accurate embedding of tissue specimens in paraffin. With its great variety of units it has a place in every laboratory. Due to its modular design and the identical heights of working surfaces, the separate units can be combined according to your needs and meet the individual technical and personal requirements. In addition to the high capacity of the modules, efficiency is increased by the fact that the cooling and thermal elements can be switched on or off separately. The dispenser unit includes two connections for our heated forceps and forceps wells on the left and right side of the nozzles as a standard feature. A foot pedal is included.

Accessories see p. 45

#### Technical Data:

##### Cooling Unit:

Dimensions (L/W/H): 500 x 570 x 300 mm  
 Temperature: -15 °C to +15 °C  
 Weight: 23 kg  
 Power supply: 230V / 50Hz / 320VA

Cat. No. 02-9941-00

The Cooling Unit is available in different sizes. Please ask for quote.

##### Thermal Unit:

Dimensions (L/W/H): 360 x 570 x 300 mm  
 Temperature:  
 - Prewarming chamber: +30 °C to +70 °C  
 - Warming tray: +30 °C to +75 °C  
 Weight: 15 kg  
 Power supply: 230V / 50Hz / 750VA

Cat. No. 02-9960-00

##### Dispenser Unit:

Capacity of paraffin tank: 3.5 l  
 Cold spot: -5 °C, 40 mm Ø  
 Connections for 2 forceps, heating for 6 forceps  
 Dimensions (L/W/H): 360 x 570 x 300 mm  
 Temperature adjustable: from +30 °C to +70 °C  
 Weight: 22 kg  
 Power supply: 230V / 50Hz / 350VA  
 Optional: magnifier (4 dipters), heated forceps

Cat. No. 02-9925-00

#### Accessories TES 99/TES Valida:

Glass magnifier

Cat. No. 46-0088-01

Foot pedal

Cat. No. 11-8207-00

Heated forceps

Cat. No. 43-0011-00 (1 mm tip size)

Cat. No. 43-0012-00 (2 mm tip size)

Cat. No. 43-0014-00 (4 mm tip size)

## COT 20

### Continuous Linear Stainer



With its assembly-line working layout, the linear tissue stainer **COT 20** offers great flexibility to busy histology and cytology laboratories, where slides have to be stained continuously. The machine stains between 500 and 1,000 slides per hour without any delay. Optical and acoustical alarms indicate when a slide basket is ready. Lids for staining troughs ensure that the chemicals maintain their staining properties.

The working plate integrates 2 storage containers for 10 baskets each. The stainer **COT 20** provides a fume extraction device to be connected to an external exhaust facility. In addition it offers a charcoal filter unit for fume absorption.

You can choose from three different models:

**COT 20** standard version with open side panels

**COT 20** closed version with closed side panels

**COT 20** closed version with integrated charcoal filter

**Cat. No. 03-2000-00**

**Cat. No. 03-2020-00**

**Cat. No. 03-2040-00**

Accessories see p. 46

#### Technical Data:

Start position:

Number of stations:

Staining capacity:

- interval of 2 min.:

- interval of 1 min.:

Basket capacity:

Time adjustment:

Dimensions (L/W/H):

Weight:

Power supply:

**COT 20** standard version (see image)

storage for up to 4 slide baskets

23 - 27

about 500 slides per hour

about 1,000 slides per hour

20 slides, directly useable with **Medite®** coverslipping machines. Adapters for others available.

staining time 20 sec. to 12 min., drain time 1 to 30 sec.


1,520 x 570 x 440 mm

55 kg

230V / 50Hz / 150VA

## USE 33

### Ultrasonic Decalcifying Automat



The unique technology of the ultrasonic decalcifying automat **USE 33** offers rapid destruction of crystalline structures like calcium phosphate, magnesium phosphate and calcium carbonate. In combination with adequate solutions it provides maximum cell tissue preservation. All diffusion processes are significantly accelerated by the **USE 33**. The advantage: decalcification, fixation and intermediate clearing solutions work much faster.

Accessories see p. 46

#### Technical Data:

Process timer:

Week program timer:

Output:

Bath volume:

Dimensions (L/W/H):

Cooling Temperature:

Weight:

Power supply:

**Cat. No. 03-3300-00**

using the interval timer integrated in the temperature controller, a process time from 1 min. to 100 hrs. can be set using the programmable timer, 3 individual programs per day can be stored

200 W ultrasonic power

200 W cooling power

up to 13.5 l of carrier fluid  
inserts for 4, 9 and 49 sample containers available with a container, volume from 5 to 800 ml

450 x 600 x 350 mm

electronic controller with digital display:  
range from approx. +14 °C up to room temperature

28 kg

230V / 50Hz / 400VA

**Three times faster**

**Sample container inserts:** (not included in delivery)

Sample Containers	sample container size recommended	container volume/ sample size	Cat. No.
4	Ø = 93 mm/height 110 mm	800 ml/up to 250 ccm	<b>Cat. No. 46-1027-00</b>
9	Ø = 51 mm/height 85 mm	150 ml/up to 30 ccm	<b>Cat. No. 46-1026-00</b>
49	Ø = 25 mm/height 40 mm	20 ml/up to 5 ccm	<b>Cat. No. 46-1028-00</b>

# Precision Made in Germany



## Rotary microtomes

**Medite®** microtomes are completely manufactured in Germany with original mechanisms and electronics.



Design registered  
(without Bladeholder and Object Clamp)

### Meditome A550 fully-automatic

The fully-automatic microtome **Meditome A550** with sectioning motor drive is best for trimming and serial sectioning. Its high sectioning quality and very good reproducibility are convincing characteristics. The user can choose between five different sectioning operating types.

**Ask for a demo!**

For a detailed product description, please see p. 12



Design registered  
(without Bladeholder and Object Clamp)

### Meditome M530 semi-automatic

The **Meditome M530** is designed to meet the many requirements of clinical and research labs. Its motorized precision feed system enables a fast, safe and smooth sectioning of paraffin blocks. A torsion-free solid base design secures optimum stability.



## Meditome M530\*

Rotary Microtome semi-automatic



\*Design registered

The Meditome **M530** is designed to meet the many requirements of clinical and research labs. This goal is achieved by combining high efficiency with ergonomic design and therefor lightening your work load considerably. Its motorized precision feed system enables a fast, safe and smooth sectioning of paraffin blocks. A torsion-free solid base design secures optimum stability. The spaciouly designed and integrated section waste tray is xylene resistant and easy to clean.

Supplied incl. disposable blade carrier for low profile or high profile blades, universal object clamp for standard type cassettes, and one dispenser of disposable blades **TissueCut®** Routine (Typ R 52). For accessories please see Meditome **A550**.

Accessories see p. 46

### Technical Data:

Fine feed steps:	0 µm to 99 µm
Setting values:	from 0 µm to 99 µm in 1 µm sequences
Coarse feed steps:	0 µm to 500 µm
Setting values:	from 0 µm to 100 µm in 5 µm sequences from 100 µm to 500 µm in 50 µm sequences
Horizontal specimen feed:	30 mm
Vertical specimen stroke:	68 mm
Dimensions incl. tray (L/W/H):	530 x 377 x 281 mm
Weight:	approx. 30 kg
Power supply:	115 - 230V / 60Hz / 350VA

Cat. No. 03-4000-00

## Meditome A550\*

Rotary Microtome fully-automatic



\*Design registered

Based on the sophisticated engineering of our easy to use semi-automatic microtome **Meditome M530** we designed the **Meditome A550** with motorized sectioning drive. The fully-automatic **Meditome A550** provides utmost reliability, user benefit and outstanding operator comfort. The high section stability and precision turn this instrument into a universal multi-purpose microtome for highest demands on sectioning paraffin as well as for hard sectioning technique in biology, medicine and industry.

The sectioning motor drive allows precise sectioning, ensuring good reproducibility. Another user-friendly feature is the sectioning window that can be adjusted to the specimen size, while the preselected speed is only applied within the sectioning window. This enables the user to section delicate specimens precisely in a short period of time. The large section thickness range from 1 to 500 µm is divided into fine sectioning and trim sectioning. You can easily switch between these two ranges, even while sectioning. Memory positioning allows fast movement to a stored sectioning position by pushing one button only.

Accessories see p. 46

### Technical Data:

Fine feed steps:	0.25 µm to 50 µm
Setting values:	from 0.25 µm to 5.0 µm in 0.25 µm sequences from 5.0 µm to 10.0 µm in 0.5 µm sequences from 10 µm to 50 µm in 1 µm sequences
Coarse feed steps:	1 µm to 500 µm
Setting values:	from 1 µm to 20 µm in 1 µm sequences from 20 µm to 100 µm in 5 µm sequences from 100 µm to 500 µm in 10 µm sequences
Sectioning speed range:	from 0 to 400 mm/s
Horizontal specimen feed:	30 mm
Vertical specimen stroke:	68 mm
Sectioning modes:	Total 5: manual, continous, single, step stroke, permanent
Dimensions incl. tray (L/W/H):	530 x 430 x 310 mm
Weight:	approx. 38 kg
Power supply:	115 - 230V / 60Hz / 450VA

Cat. No. 03-4100-00

### Accessories Meditome A550/M530:

Universal object clamp for standard cassettes  
Universal object clamp for standard cassettes, fixed  
Object clamp with various trays  
Object clamp for super mega cassettes

## Cryostat A650

Floor standing Cryostat fully-automatic



Available September 2012

High Precision 100% Made in Germany

The **Cryostat A650** is a fully-automatic device with an independent shock freezing unit as standard item. It represents high precision and offers a more spacious interior than competitive models.

The ergonomical open top design enables standing and sitting operation. Cushioned armrests increase the user comfort.

The fast freezing stage offers space for 12 specimen chucks (-40 °C) and space for 5 specimen at a fast freezing point (cools down to max. -50 °C). Therewith, the **Cryostat A650** provides about twice as many specimen places than its competitors.

Reflection free illumination of the cabinet is enabled via LED lighting. Values of chamber, section and coarse thickness as well as defrost cyclers and amount of travel are resettable.

A drainage system for the condensation water is included. It has a detachable container, which is outside the instrument for easy access. All surfaces are even and easy to clean for a hygienic workflow. UV disinfection comes as a standard.

The **Cryostat A650** is also equipped with a heated window with soft close function, and an automated defrost cyclers. This easily set defrost cyclers enables defrosting on demand.

The microtome main movement is operated by an ergonomic flywheel, which is smooth and balanced for an ergonomic handling. Its thickness control can be found outside the chamber.

A high precision stepping motor manages coarse feed movement. Backlash cross roller bearings are minimized, while free vertical movement is maintained. When the home and end position is arrived, an indication is given.

### Technical Data:

Cat. No. 04-5100-00

#### High Efficiency Microtome:

Sectioning range:	1 µm to 100 µm
Trim range:	5 µm to 500 µm
Detachable specimen retraction:	30 µm
Horizontal specimen movement:	30 mm
Stepping motor:	adjustable, 3 different speeds
Vertical section stroke:	62 mm
Specimen orientation:	360° and 5° in x- and y-axis
Cryochamber volume:	27 litres

#### Shock Freezing Unit:

Temperature range:	down to -40 °C
Fast freezing device:	max. -50 °C
Defrost key:	ends at +6 °C
Specimen chuck:	20, 30 or 50 mm

#### Whole Device:

Dimensions (H/W/D):	1300 x 670 x 840 mm
Power supply:	115-230 V / 50/60 Hz

## Microarrayer for Tissue - Manual



The Microarrayer for tissue allows to array up to 120 tissues in a single paraffin block. Its technique brings reduction of use of reagents, time and human resources to your laboratory. The Microarrayer can be applied to almost every tissue processing, including immuno-histochemistry, in-situ hybridization, FISH and in-situ PCR.

### Version

Cat. No.

#### Microarrayer for Tissue, manual

- Full set with 4 tips and 4 sized blocks	42-1590-00
- Single set for 1 mm puncher with guide	42-1591-00
- Single set for 1.5 mm puncher	42-1592-01
- Single set for 2 mm puncher	42-1592-02
- Single set for 3 mm puncher	42-1592-03
- Single set for 5 mm puncher	42-1592-05

#### Accessories:

Puncher Tip 1 mm	42-1593-00
Puncher Tip 1.5 mm	42-1593-01
Puncher Tip 2 mm	42-1593-02
Puncher Tip 3 mm	42-1593-03
Puncher Tip 5 mm	42-1593-05

Further accessories see p. 46



## OTS 40

Stretching tables



Hot plates for stretching and drying of tissue sections on slides in histology, pathology and bacteriology laboratories

The stretching table **OTS 40** provides constant temperature by a 6 mm thick aluminum working plate with black plastic coating. The model **OTS 40** offers electronic temperature control, adjustment and indication via digital display. An integrated safety cut-out prevents the system from being overheated.

### Technical Data:

Dimensions :

5 different sizes (L/W/H): 150 x 200 x 80 mm  
150 x 400 x 80 mm  
200 x 250 x 80 mm  
250 x 300 x 80 mm  
300 x 400 x 80 mm

Temperature: +30°C to +99°C

Weight: 1.7 to 6.7 kg

Power supply: 230V / 50Hz / 120VA

Cat. No. 01-4001-01

Cat. No. 01-4002-01

Cat. No. 01-4003-01

Cat. No. 01-4004-01

Cat. No. 01-4005-01

## TDO SAHARA

Slide Drying Oven

New Design



The new **Medite® TDO SAHARA** slide drying oven with touch screen temperature controller with built-in timer provides unique features.

With its new exterior design, the quick dryer embellishes primarily histology, but also any other laboratories. The newly designed door impresses with dual magnet catches and a large glass window.

The drying chamber offers space for up to 48 plastic slide holders, and is easy to clean thanks to a removable drip pan and removable stainless steel racks. A carbon filter prevents contaminants from entering the drying chamber.

Plastic slide holder

Cat. No. 28-1060-00

### Technical Data:

Dimensions:

Overall (L/W/H): 445 x 368 x 480 mm

Drying chamber (L/W/H): 414 x 273 x 280 mm

Temperature: +20°C to +80°C


Weight: 23 kg

Power supply: 115/230V / 50/60Hz / 1250VA

Cat. No. 02-6800-00

## TAZ 19

Benchtype fume adsorber



Used for coverslipping and in preparation of histological and pathological material as well as for the decanting of solvents. With down-draught extraction and indication of filter saturation by means of a working hours counter for optimum user protection against odor and fume contamination, this unit creates a safe working environment. The benchtype fume adsorber **TAZ 19** is fully portable and may be used anywhere in the laboratory. The removable stainless steel working plate facilitates cleaning.

The special hood facilitating the exhaust of solvent fumes is not included in delivery and can be ordered separately.

**TAZ 19.0** with filter casing incl. one package of charcoal for xylene

**TAZ 19.2** with filter casing incl. one package of special absorption material for formaldehyde

**TAZ 19.4** for access to existing exhaust

Cat. No. 69-3500-00

Cat. No. 02-1900-00

Cat. No. 02-1920-00

Cat. No. 02-1940-00

Accessories see p. 46

### Technical Data:

Dimensions :

Overall (L/W/H): 620 x 485 x 405 mm

Base overall (L/W): 620 x 485 mm

Working plate (L/W/H): 590 x 310 x 40 mm

Weight: 20 kg

Power supply: 115-230V / 50/60Hz / 160VA

**TFB 35**

## Tissue floatation bath



Water bath for flattening out and drying tissue sections in histology, pathology, chemical, clinical and bacteriology laboratories

The tissue floatation bath **TFB 35** provides a rectangular water bath with removable glass tray. Electronic temperature control guarantees an exact temperature regulation and indication by digital display. The large heated stainless steel working area facilitates the handling of section drying. The water surface is dazzle-free illuminated from below by a fluorescent lamp.

**TFB 35** with extra high glass tray (L/W/H) 270 x 165 x 80 mm and 2.8 litres capacity

**Cat. No. 01-3550-01**

**Technical Data TFB 35 Standard:**

**Cat. No. 01-3500-01**

## Dimensions:

– Overall (L/W/H):	430 x 300 x 90 mm
– Glas tray (L/W/H):	270 x 165 x 50 or 80 mm
– Drying area (L/W):	370 x 75 mm
Temperature:	+30°C to +55°C
Capacity:	1.5 litres
Weight:	7 kg
Power supply:	230V / 50Hz / 250VA

**TFB 45**

## Tissue floatation bath



Water bath for flattening out and drying tissue sections in histology, pathology, chemical, clinical and bacteriology laboratories

The tissue floatation bath **TFB 45** provides a circular water bath with exact mechanical temperature regulation. Its bath well and edge are made of high quality aluminum with black coating. The safe heating system with ceramic ballast resistance avoids overheating and damage even in case of an empty bath.

**Technical Data:**

**Cat. No. 01-4500-01**

Dimensions:	external: 300 mm Ø, H 90 mm internal: 210 mm Ø, H 55 mm
Bath volume:	1.5 litres
Temperature:	+30°C to +90°C
Weight:	approx. 2 kg
Power supply:	230V / 50Hz / 250VA

**TFB 55**

## Tissue floatation bath



with extra wide edge

Water bath for flattening out and drying tissue sections in histology, pathology, chemical, clinical and bacteriology laboratories

The tissue floatation bath **TFB 55** provides a circular water bath with exact mechanical temperature regulation. Its bath well and edge are made of high quality aluminum with black coating. The safe heating system with ceramic ballast resistance avoids overheating and damage even in case of an empty bath.

**TFB 55** standard version

**Cat. No. 01-5500-01**

Accessory set including control thermometer 0-100 °C with support and lid

**Cat. No. 11-5550-01**

Spare thermometer for **TFB 45/55**

**Cat. No. 51-4551-01**

Lid for **TFB 45/55**

**Cat. No. 11-4540-01**

Thermometer support **TFB 45/TFB 55**

**Cat. No. 11-4541-00/11-5541-01**

**Technical Data:**

Dimensions :	external: 340 mm Ø, H 90 mm internal: 210 mm Ø, H 55 mm
Bath volume:	1.5 litres
Temperature:	+30°C to +90°C
Weight:	approx. 2 kg
Power supply:	230V / 50Hz / 250VA

## COP 30

Tissue cool plate



For rapid cooling of paraffin blocks during tissue processing or sectioning

The **COP 30** tissue cool plate enables cooling of approx. 60 to 100 embedding molds or paraffin blocks simultaneously. The quiet and environment friendly cool unit performs at a maximum cooling temperature of -15 °C after only a few minutes. The temperature is adjustable and can be monitored by digital control. The cold plate is made of stainless steel, polished, with heated rims to prevent condensation.

### Technical Data:

Dimensions (L/W/H):	450 x 600 x 235 mm
Temperature:	-15 °C to +15 °C
Weight:	23 kg
Power supply:	230V / 50Hz / 360VA

Cat. No. 02-1030-00

## TKF 22

Quick cool unit



For quick intense cooling of paraffin blocks during tissue processing or sectioning and embedding molds. The solid-drawn cooling tray made of high-grade steel enables cooling of 180 paraffin blocks simultaneously. The high performance **TKF 22** unit cools down to -35 °C in a very short time. The electronic temperature control with a range from -35 °C to +15 °C is continuously adjustable. A powerful refrigerating unit using non flammable R 404 A offers high thermal stability. R 404 A is chlorine free, protecting the environment and ozone layer. Paraffin block trays are optional.

**TKF 22** Quick cool unit

Cat. No. 02-3000-00

The following components are available as accessories and can be ordered separately:

- Element made of stainless steel for presorting and cooling of paraffin blocks, consisting of 7 trays, each for 20 paraffin blocks (s. picture) **Cat. No. 28-8242-00**
- Lid for energy saving made of easy-to-clean plastic **Cat. No. 28-8241-00**

### Technical Data:

Dimensions (L/W/H):	400 x 645 x 250 mm
Temperature:	-35 °C to +15 °C
Weight:	23 kg
Power supply:	230V / 50Hz / 450VA

## MKF 20

Cool Unit for Table build in



CFC-free cool plate made of stainless steel to be installed in the work bench.

Our **MKF 20** cool unit is a space saving model offering optimal conditions when sectioning at the microtome. The electronic temperature control with digital display at the lower part of the unit can be turned 90° enabling installation in longitudinal or lateral direction.


### Technical Data:

Dimensions cool unit (L/W):	350 x 230 mm
Dimensions table excerpt(L/W):	330 x 210 mm
Installation depth:	320 mm
Temperature:	-10 °C to +15 °C
Weight:	15 kg
Power supply:	230V / 50Hz / 125VA

Cat. No. 02-2000-00

**EDS 20**

Rotoscriber



The small tool with unlimited application possibilities in the fields of marking, engraving etc. of all kinds of material used in industry, science and technology. The **EDS 20** Rotoscriber enables deep engraving, marking and labeling of glass or metal without undue exertion or pressure. With its low weight of 70 g, the precision instrument made of aluminum is easy and comfortable to use. Two different types of tips are available for various use.

**EDS 20** incl. 1 tip  
Spare tip for glass, ø 1,5 mm  
Spare tip for metal, ø 2.5 mm  
Anti-glide pad, black

**Cat. No. 01-2000-00**  
**Cat. No. 46-4010-00**  
**Cat. No. 46-4020-00**  
**Cat. No. 46-4040-00**

**Technical data:**

Casing:	anodized aluminum
Drive shaft:	stainless steel with special ball bearing
Dimensions :	150 mm long with a diameter of 20 mm
Weight:	only 70 g
Power supply:	115-230V / 50/60Hz / 65VA

**eCep**

Heated forceps



The **eCep** heated forceps allows the user to perform embedding operations and handling of histological samples in paraffin without carryover contamination. The temperature ranges between 65 °C to 75 °C, eliminating effectively overheating and resulting tissue damage. The system is supplied with one control unit 110/230 V and one heated forceps. The new design pleasantly fits into the laboratory environment.

**Configuration:**

Complete system including 0.5 mm forceps  
Complete system including 1 mm forceps  
Complete system including 2 mm forceps  
Complete system including 4 mm forceps  
Control unit for two forceps  
Forceps, 0.5 mm tip size  
Forceps, 1 mm tip size  
Forceps, 2 mm tip size  
Forceps, 4 mm tip size

**Cat. No. 43-0005-01**  
**Cat. No. 43-0001-01**  
**Cat. No. 43-0002-01**  
**Cat. No. 43-0004-01**  
**Cat. No. 43-0021-00**  
**Cat. No. 43-0015-00**  
**Cat. No. 43-0011-00**  
**Cat. No. 43-0012-00**  
**Cat. No. 43-0014-00**

**Technical Data:**

Dimensions casing (L/W/H):	123 x 162 x 57 mm
Weight:	1100 g
Power supply:	115/230V / 50/60Hz

**L15**

Paraffin Filtering Automat



This unique instrument presents multiple advantages for the routine histology laboratory. It serves to avoid the complicated and time-consuming melting of paraffin using Bunsen burners, incubators or pots and helps save space in the laboratory. As the special filter cartridge retains all residue, even old blocks can be melted down. Adding the same quantity of fresh paraffin, the filtered paraffin obtained can be used again without any significant loss of quality. The large work space below the safety spigot enables easy paraffin dispensing. The paraffin recycling automat L15 is made of stainless steel and aluminum, therefore its surfaces are resistant to most solvents.

The operation volume of the paraffin tank is approximately 15 liters so there is always a sufficient amount of melted paraffin ready for use. Consequent application of the paraffin recycling automat enables paraffin savings of up to 50%.

**Technical Data:**

Filter life time:	approx. 3 to 6 months (depending on application)
Dimensions:	Overall (L/W/H): 390 x 590 x 550 mm
	Working space (L/W): 390 x 230 mm
Temperature:	variable from +20°C to +90°C
Weight:	19 kg
Power supply:	230V / 50Hz / 800VA

**Cat. No. 02-1800-00**

## Signature Slide Printer

Color Printer for Microscope Slides



Product of **PRIMERA**  
TECHNOLOGY, INC

This Slide Printer is the world's first and only printer that is able to print colors on microscope slides.

It uses thermal transfer technology to print directly on microscope slides with an impressive 300 dpi resolution. This makes it easy to print text, graphics, patterns and 2D bar codes. You can choose between 8 solid colors. Others are available through dithering and/or combination.

The printer uses resin thermal transfer ink, which is resistant against xylene, alcohol, reagents, stain, heat and chemicals.

The slides are stored in easy-to-load cassettes that keep them away from dust and any other contaminants.

The level of slides remaining in a cassette are easily viewed through the blue LED backlit case.

The output is carried out into a collection tray that stores up to 10 slides at a time.

Accessories see p. 46

### Technical Data:

Print speed:	Up to 7 microscope slides per minute/monochrome Up to 5 microscope slides per minute/solid colors Up to 3 microscope slide per minute/process colors
Ribbon types:	CMYK: 1000 prints Black: 5000 print
Slide types:	3"x1" standard or positive charged, frosted end, clipped corners
Construction:	Steel frame with powder-coated steel and plastic covers
Dimensions (L/W/H):	180 x 320 x 218 mm
Weight:	7.62 kg
Power supply:	100-240VAC, 50/60Hz, 60W

Cat. No. 45-6200-00

## Signature Cassette Printer

Color Printer for Cassettes



Available September 2012

Product of **PRIMERA**  
TECHNOLOGY, INC

The Cassette Printer is the world's first and only printer that is able to print colors on cassettes.

It uses the thermal transfer technology to print directly on cassettes with an impressive resolution of 300 dpi. This makes it easy to print text, graphics, patterns and 2D bar codes. You can choose between 8 solid colors. Others are available through dithering and/or combination.

The printer uses resin thermal transfer ink, which is resistant against xylene, alcohol, reagents, stain, heat and chemicals.

The cassettes are loaded on a plastic rod into an easy to load hopper. The level of cassettes remaining are easily viewed through the front of the hopper.

This space-saving, budget-friendly cassette printer is a perfect addition for any pathology, cytology and histology laboratory and every other organization that needs to print slides on a regular basis.

Accessories see p. 46

### Technical Data:

Print speed:	Up to 6 cassettes per minute/monochrome Up to 3 cassettes per minute/solid colors
Ribbon types:	CMYK: 1000 print Black: 5000 prints
Cassette capacity:	75 cassettes
Output tray capacity:	4 cassettes
Construction:	Steel frame with powder-coated steel and plastic covers
Dimensions (L/W/H):	180 x 221 x 368 mm
Weight:	7.89 kg
Power supply:	100-240VAC, 50/60Hz, 60W

Cat. No. 45-6300-00



## CytoFuge®

Compact centrifuge system



- Compact, quiet system fitting virtually any work area or safety hood
- 4 slide capacity for efficient work flow, prepared in as little as 5 minutes
- Covered leak-resistant rotor and chamber gasket help reduce exposure to biohazards
- Rotor and chamber are bleach compatible and easy to clean
- Optimum acceleration and braking rates for each speed setting are automatically controlled by the micro-processor
- Starts and stops are rapid, yet gentle
- Unbreakable see-through cover and high strength chassis
- Unique rotor design eliminates need for trunnion carriers or bulky clamps

### Technical Data:

Rotor capacity:	1 to 4 slides
Speeds (forces) in rpm:	600, 700, 850, 1,000, 1,300, 1,600, 2,200, 4,400
Operating times:	2, 4, 6, 8, 10 and 30 min.
Dimensions (L/W/H):	168 x 218 x 152 mm
Weight:	2.5 kg
Power supply:	115-240V / 50Hz/60Hz / 24VA

Cat. No. 45-2000-00

## Accessories for CytoFuge®



® registered trademark of StatSpin

<b>Filter concentrator, 1 well, with filter card, disposable</b> , capacity approx. 50 to 400 µl	1 box of 12 x 4 pcs.	<b>45-2002-00</b>
<b>Reusable filter concentrator with filter card (approx. 10 times reusable)</b> Capacity approx. 50 to 400 µl, attention: <b>Do not use for infectious material!</b>	20 concentrators and 200 filter cards	<b>45-2012-00</b>
<b>Clips for disposable and reusable filter concentrators</b> Accessory for Cat. No. 45-2012-00	1 box of 4 pcs.	<b>45-2003-00</b>
<b>Cell concentrator, 1 well</b> with gasket, capacity approx. 300 to 800 µl	1 box of 10 pcs.	<b>45-2004-00</b>
<b>Cell concentrator 1 well</b> Autoclavable, with gasket, capacity approx. 300 to 800 µl	1 box of 10 pcs.	<b>45-2005-00</b>
<b>Gasket for cell concentrator 1 well</b> Accessory for Cat. No. 45-2004-00 and 45-2005-00	1 box of 100 pcs.	<b>45-2006-00</b>
<b>Cell concentrator 3 well</b> With gasket, capacity each well approx. 50 to 200 µl	1 box of 10 pcs.	<b>45-2007-00</b>
<b>Cell concentrator 3 well</b> Autoclavable, with gasket, capacity each well approx. 50 to 200 µl	1 box of 10 pcs.	<b>45-2008-00</b>
<b>Gasket for cell concentrator 3 well</b> Accessory for Cat. No. 45-2007-00 and 45-2008-00	1 box of 100 pcs.	<b>45-2009-00</b>
<b>Clip for cell concentrator slide mounting</b> Accessory for Cat. No. 45-2004-00, 45-2005-00, 45-2007-00, 45-2008-00	1 box of 10 pcs.	<b>45-2010-00</b>
<b>Backing plate for 1 well and 3 well cell concentrators</b> Autoclavable	1 box of 10 pcs.	<b>45-2011-00</b>
<b>Filter card for Cytofuge</b> Accessory for reusable filter concentrator, Cat. No. 45-2012-00	1 box of 200 pcs.	<b>46-6100-00</b>

## Filter cards

for Shandon-Cytospin® and Sakura-Cyto-Tek®-Cyto-Centrifuge

® registered trademark of Thermo Shandon and Sakura

Shandon Type I



Shandon Type II



Type Sakura



	Purchase quantity	Cat. No.
Filter cards for Shandon Cytospin® Typ I	5 boxes	<b>46-6110-00</b>
	1 box	
Filter cards for Shandon Cytospin® Typ II	5 boxes	<b>46-6120-00</b>
	1 box	
Filter cards for Sakura-Cyto-Tek®-Zyto-Zentrifuge	5 boxes	<b>46-6130-00</b>
	1 box	

Box of 200 pcs.

## KSM 40

Autopsy and orthopaedic saw



- Hand piece can be fully immersed for washing and sterilisation without danger
- Safe and efficient, very quiet, ergonomic design to reduce operator fatigue
- Toxic dust and hazardous airborne particles are removed at source by vacuum system

Accessories see p. 45

### Technical Data:

<b>Hand piece:</b>	Speed - no load:	12,000 cycles/min
	Audio Output:	37 dB(A) no blade
	Weight:	1.4 kg
<b>Vacuum unit:</b>	Motor-rated:	750 W
	Container capacity:	7 l
	Air volume open:	32 l/s
	Dimensions:	225 mm
	Weight:	11.5 kg
	Power supply:	230V or 115V

Cat. No. 44-3000-00

## Embedding cassettes

With assembled disposable lid




- Stripe holes
- Cassettes and lids assembled
- Made of P.O.M. (Polyoxymethylene)

Colour	Purchase quantity	Cat. No.
	10,000 pcs	
white		46-1100-00
blue		46-1101-00
yellow		46-1102-00
green		46-1103-00
pink		46-1106-00

*Different colours available upon request*

## Embedding cassettes

Pre-assembled for automatic cassette printers, without lid



- Including 48 tray, each filled with 79 embedding cassettes
- Marginal perforation, without lid
- Made of P.O.M. (Polyoxymethylene)

79 pcs. per hopper, box of 3,792 pcs.

Colour	Purchase quantity	Cat. No.
	1 box	
white		46-1350-00
blue		46-1351-00
yellow		46-1352-00
green		46-1353-00
pink		46-1354-00

*Different colours available upon request*

## Embedding cassettes

Pre-assembled for automatic cassette printers, with lid



- Cassettes assembled with adhesive tape, piled
- Stripe holes, assembled lid, disposable
- Made of P.O.M. (Polyoxymethylene)

40 cassettes are assembled with tape, which is removable after placing the cassettes into the cassette printer.

Box of 840 pcs.

Colour	Purchase quantity	Cat. No.
	1 box	
white		46-1150-00
blue		46-1151-00
yellow		46-1152-00
green		46-1153-00
pink		46-1154-00

## Embedding cassettes

Without lid



- Round hole, without lid
- Made of P.O.M. (Polyoxymethylene)

Colour	Purchase quantity	Cat. No.
	10,000 pcs	
white		47-1300-00
blue		47-1301-00
yellow		47-1302-00
green		47-1303-00
pink		47-1306-00

*Different colours available upon request*

## Biopsy cassettes

With assembled disposable lid



- Stripe holes, assembled lid, disposable
- Made of P.O.M. (Polyoxymethylene)

### Colour

white  
blue  
yellow  
green  
pink

Purchase quantity  
10,000 pcs

### Cat. No.

**46-1700-00**  
**46-1701-00**  
**46-1702-00**  
**46-1703-00**  
**46-1706-00**

*Different colours available upon request*

## Biopsy cassettes

Pre-assembled for automatic cassette printers, with lid



- Cassettes assembled with adhesive tape, piled
- Marginal perforation, assembled lid, disposable
- Made of P.O.M. (Polyoxymethylene)

40 cassettes are assembled with adhesive tape, which is removable after placing the cassettes into the cassette printer.  
Box of 840 pcs.

### Colour

white  
blue  
yellow  
green  
pink  
orange

Purchase quantity  
1 box

### Cat. No.

**46-1750-00**  
**46-1751-00**  
**46-1752-00**  
**46-1753-00**  
**46-1754-00**  
**46-1755-00**

## Mega cassettes with lid



- Colour: white
- Dimensions:
  - intern: 30 x 25 x 10 mm
  - extern: 40 x 28 x 12 mm

CE IVD

Box of 750 pcs.

Purchase quantity  
1 box

### Cat. No.

**47-1150-00**

## Super mega cassettes with lid



- Colour: white
- Dimensions:
  - intern: 62 x 48 x 14 mm
  - extern: 73 x 53 x 16 mm

CE IVD

Box of 200 pcs.

Purchase quantity  
1 box

### Cat. No.

**47-1155-00**

## Process covers, stainless steel



- Compatible to embedding cassettes without plastic lid from Cat. No. 47-1300-00 to 47-1311-00

Bag of 50 pcs.

<i>Purchase quantity</i>	<i>Cat. No.</i>
1 bag	<b>47-1050-01</b>

## Blocks of filterpaper

For embedding cassettes




- To be used in embedding cassettes to process biopsies
- Dimensions: 26 x 66 mm

Box with 10 pads, each of 100 sheets, easy to tear off

<i>Purchase quantity</i>	<i>Cat. No.</i>
1 box	<b>46-6200-00</b>

## Filterpads

For embedding cassettes



- Solvent resistant special pads for the processing of small specimens
- Colour: black or blue
- Dimensions: 26 x 32 x 2 mm

CE IVD

Bag of 500 pads

<i>Colour</i>	<i>Purchase quantity</i>	<i>Cat. No.</i>
blue	1 bag	<b>47-1060-00</b>
black	1 bag	<b>47-1061-00</b>

## Stamp

For tissue embedding



- Tool with heat resistant holder for positioning and stamping of tissue specimen
- Available in three different sizes

<i>Size</i>	<i>Purchase quantity</i>	<i>Cat. No.</i>
3/4 inches	1 pc.	<b>46-0910-00</b>
1/2 inches	1 pc.	<b>46-0911-00</b>
1/3 inches	1 pc.	<b>46-0912-00</b>

## Molds, stainless steel Premium

Reusable



- Made of stainless steel
- Compatible to all types of cassettes

### Size

7 x 7 x 5 mm  
15 x 15 x 5 mm  
24 x 24 x 5 mm  
30 x 24 x 5 mm  
37 x 24 x 5 mm

Box of 12 pcs.

### Cat. No.

**47-2001-00**  
**47-2002-00**  
**47-2003-00**  
**47-2004-00**  
**47-2005-00**

## Molds for mega and super mega cassettes

Reusable



- Made of stainless steel

CE IVD

### Size

Mega-molds for mega cassettes  
Dimensions: 33 x 24 x 12 mm

Mega-molds for super mega cassettes  
Dimensions: 64 x 45 x 15 mm

Box of 6 pcs-

### Cat. No.

**47-2010-00**

Box of 10 pcs-

**47-2015-00**

## Cryo Embedding Medium

Fluid embedding medium



- An embedding medium, established for decades
- Temperature range: -10°C to -30°C
- Dropping bottle of 125 ml

Box of 6 bottles

*Purchase quantity*  
1 box

### Cat. No.

**41-3011-00**

## Cryo-Spray

Coolant spray



- Non-polluting spray for histology without fluorochlorocarbons (harmless for ozone layer)
- Rapid freezing of tissues
- Spray for the freezing of fresh tissue for cryostat sectioning as well as for the cooling of wax embedded tissue for paraffin sectioning
- Optimal freeze control by special spray nozzle
- Including extra long spray tube

Box of 12 cans

### Size

Spray can of 200 ml  
Spray can of 400 ml

### Purchase quantity

12 cans  
12 cans

### Cat. No.

**40-0110-00**  
**40-0111-00**



## MEDITE PURE™ Paraffin - Polymer free

For infiltration and embedding



- Purified Paraffin, without additives and polymers
- Melting point: 56 - 58 °C
- Highly finished transparent surface for recognition of tiny biopsies
- For application with all intermedia including xylene substitutes (**Medi-Clear**, **X-TRA-Solv®**)
- Good impregnation of tissue
- Good consistency after solidification
- No formation of wrinkles
- High solidity of sections up to 2 µm
- Rapid solubility for dewaxing

Size	Purchase quantity	Cat. No.
Bag of 25 kg	25 kg	<b>40-0022-00</b>
Box of 12.5 kg	12.5 kg	<b>40-0021-00</b>
Box of 5 x 2 kg	10 kg	<b>40-0020-00</b>

## Paraffin Cleaner

Cleaning solution



- Paraffin Cleaner is available in a plastic bottle with spray pump for convenient proportioning
- Optimal alternative to xylene or toluene for the removal of paraffin residues, tested numerous times by more than 100 users
- Consists of a mixture of oils that is applied in laboratories as reliable detergent with lowest pollutant emission

Plastic bottle of 250 ml  
Box of 5 plastic bottles + 2 spray pumps

Purchase quantity	Cat. No.
1 box	<b>41-5600-00</b>

## Blades for Microtomy - TissueCut® (Standard)

Low Profile, Type R 52



- Low profile blades
- For standard paraffin sectioning with harder materials
- Great stability of edges and hardness due to special processing of blade
- Excellent sectioning quality even directly after trimming with same blade orientation
- Made of stainless steel
- Perfect for use with our microtomes **Meditome A550/M530** (p. 12)

CE 

Dispenser of 50 disposable blades

Purchase quantity	Cat. No.
1 dispenser	<b>48-1600-00</b>

## Blades for Microtomy - TissueCut® (Hard Tissue)

Low Profile, Type N 42



- Low profile blades
- For very hard tissue on rotary and travelling microtomes
- Especially hardened sectioning edge
- Excellent sectioning results and holding time after longer trimming
- Long life of blades
- Made of stainless steel
- Perfect for use with our microtomes **Meditome A550/M530** (p. 12)

CE 

Dispenser of 50 disposable blades

Purchase quantity	Cat. No.
1 dispenser	<b>48-1610-00</b>

## Blades for Microtomy - TissueCut® (Thin Sections)

Low Profile, Type S 67



- Low profile blades
- For thin paraffin sectioning, established also in routine
- High sectioning speed and holding time of sharpness
- Made of stainless steel
- Perfect for use with our microtomes **Meditome A550/M530** (p. 12)

CE 

Dispenser of 50 disposable blades

<i>Purchase quantity</i>	<i>Cat. No.</i>
1 dispenser	<b>48-1620-00</b>

## Blades for Microtomy - TissueCut® (Soft and Hard Tissue)

Low Profile, Type A 26



- Low profile blades
- For soft and hard tissue as well as for extra thin sectioning
- Very good lifetime, short sectioning time with respective clearance angle
- Made of stainless steel
- Perfect for use with our microtomes **Meditome A550/M530** (p. 12)

CE 

Dispenser of 50 disposable blades

<i>Purchase quantity</i>	<i>Cat. No.</i>
1 dispenser	<b>48-1630-00</b>

## Blades for Microtomy - TissueCut® (Standard)

High Profile, Type R 70




- For standard paraffin sectioning with harder materials
- Great stability of edges and hardness due to special processing of blade
- Excellent sectioning quality even directly after trimming with same blade orientation
- Made of stainless steel
- Perfect for use with our microtomes **Meditome A550/M530** (p. 12)

CE 

Dispenser of 50 disposable blades

<i>Purchase quantity</i>	<i>Cat. No.</i>
1 dispenser	<b>48-1601-00</b>

## Trimming knives



- Made of stainless steel
- Suitable for sectioning organs even in non-fixed state

CE 

Package of 50 pcs.

<i>Size</i>	<i>Cat. No.</i>
130 mm	<b>46-3119-01</b>
260 mm	<b>46-3119-02</b>


## Staining solutions Standard



CE IVD

	Size	Purchase quantity	Cat No.
<b>Histology:</b>			
Hematoxilyn MAYER	1 litre	1 bottle	41-6810-00
	2.5 litres	1 bottle	41-6860-00
	5 litres	20 bottles	41-6861-00
Hematoxylin Harris	1 litre	1 bottle	41-6800-00
	2.5 litres	1 bottle	41-6850-00
	5 litres	20 bottles	41-6851-00
Eosin 0.2%, alcoh.	1 litre	1 bottle	41-6600-00
	2.5 litres	1 bottle	41-6650-00
	5 litres	20 bottles	41-6651-00
Eosin 0.2%, aquc.	1 litre	1 bottle	41-6660-00
	2.5 litres	1 bottle	41-6670-00
	5 litres	20 bottles	41-6672-00
Eosin 0.5%, aquc.	1 litre	1 bottle	41-6661-00
	2.5 litres	1 bottle	41-6671-00
	5 litres	20 bottles	41-6673-00
May Grunwald	1 litre	1 bottle	41-6690-00
Giemsa	1 litre	1 bottle	41-6680-00
	5 litres	20 bottles	41-6681-00
<b>Cytology:</b>			
Papanicolaou 1A, Hematoxylin Harris (PAP)	1 litre	1 bottle	41-6800-00
	2.5 litres	1 bottle	41-6850-00
	5 litres	20 bottles	41-6851-00
Papanicolaou 2A, OG6	1 litre	1 bottle	41-6700-00
	2.5 litres	1 bottle	41-6750-00
	5 litres	20 bottles	41-6751-00
Papanicolaou 2B, Orange II	1 litre	1 bottle	41-6710-00
	2.5 litres	1 bottle	41-6720-00
	5 litres	20 bottles	41-6721-00
Papanicolaou 3B, EA 50	1 litre	1 bottle	41-6760-00
	2.5 litres	1 bottle	41-6770-00
	5 litres	20 bottles	41-6771-00

## Staining Solutions Premium by AVANTOR Performance Materials



	Size	Purchase quantity	Cat No.
<b>Histology:</b>			
Hematoxylin MAYER	1 litre	1 bottle	41-5130-00
	2.5 litres	1 bottle	41-5131-00
Hematoxylin Harris	1 litre	1 bottle	41-5135-00
	2.5 litres	1 bottle	41-5136-00
Eosin 0.2%, alcoh.	1 litre	1 bottle	41-5140-00
	2.5 litres	1 bottle	41-5141-00
May Gruenwald	1 litre	1 bottle	41-5110-00
Giemsa	1 litre	1 bottle	41-5120-00
<b>Cytology:</b>			
Papanicolaou 1A, Hematoxylin Harris (PAP)	1 litre	1 bottle	41-5135-00
	2.5 litres	1 bottle	41-5136-00
Papanicolaou 2A, OG6	1 litre	1 bottle	41-5150-00
	2.5 litres	1 bottle	41-5151-00
Papanicolaou 2B, Orange II	1 litre	1 bottle	41-5160-00
	2.5 litres	1 bottle	41-5161-00
Papanicolaou 3B, EA50	1 litre	1 bottle	41-5170-00
	2.5 litres	1 bottle	41-5171-00

## Staining kits



	Purchase quantity	Cat. No.
<b>Gomori Trichrom</b> Staining kit for fast staining for first benchmark test of frozen section, for preparation of muscles, connective tissue and myelin	1 kit (100 tests)	<b>41-6510-00</b>
<b>Congo red</b> Staining kit for preparation of amyloid accretion, high-birefringence in biased light	1 kit (100 tests)	<b>41-6511-00</b>
<b>Ziehl-Neelsen</b> Staining kit for preparation of the Koch-Bug on histologic tissue section, secretion and cultures, counterstaining with Mayer's hemalm	1 kit (100 tests)	<b>41-6512-00</b>
<b>Warthin Starry</b> Staining kit for preparation of spichoretetes in tissue sections	1 kit (100 tests)	<b>41-6513-00</b>
<b>PAS</b> Thanks to its affinity to glycogen and amino-hydroxylation groups, different tissues can be differentiated exceedingly good	1 kit (100 tests)	<b>41-6514-00</b>
<b>Blu Alcian</b> Staining kit for preparation of acid muko substances	1 kit (100 tests)	<b>41-6515-00</b>
<b>Masson-Trichrome Goldner</b> Staining kit for preparation of from connective tissue components with a special affinity for: gametes, cell, nucleus, neurofibrillary tangles, neuroglia, collagen, intracellular fibrils, and for adverse imaging of the Golgi apparatus	1 kit (100 tests)	<b>41-6516-00</b>
<b>May-Gruenwald Giemsa</b> Staining kit for cell typification and preparation of parasites, also qualified for preparation of endothelial cells	1 kit (100 tests)	<b>41-6517-00</b>
<b>Van Gieson Trichrome</b> Staining kit for differentiation of collagen fibers of connective tissues	1 kit (100 tests)	<b>41-6518-00</b>
<b>Weigert's van Gieson fast</b> Staining kit for exploration of vascular pathology, for preparation of elastica fibers with staining according to Weigert, as well as connective tissue and collagen by means of van Giesson in tissue section	1 kit (100 tests)	<b>41-6519-00</b>

## Staining Trough/Lid

For slide staining sets



- Staining trough made of plastic for slide staining sets  
Cat. No. 47-3112-00, 47-3116-00 and 47-3121-00
- Dimensions (L/W/H):  
- intern: 96 x 45 x 100 mm  
- extern: 117 x 50 x 100 mm
- Capacity: 360 ml

Box of 12 pcs. (Staining trough)  
Box of 6 pcs. (Lid)

	Purchase quantity	Cat. No.
Staining trough	12 pcs.	<b>35-2002-50</b>
Lid for Cat. No. 35-2002-50	6 pcs.	<b>43-5070-00</b>

## Staining Glass Jar Hellendahl\*

for 16 slides



- Glass container
- Spread model with 8 slots for 16 slides, back to back
- With lid
- Dimensions (L/W/H): 60 x 55 x 105 mm

	Purchase quantity	Cat. No.
	1 set	<b>48-6700-00</b>

\*Staining items made of glass consist of thick-walled soda lime glass with an relatively high expansion coefficient. Do not expose it to quick temperature changes. Heat and cool slowly to avoid stress cracks.

## Staining Glass Jar Schiefferdecker\*

for 20 slides



- Glass container
- Straight model with 10 slots for 20 slides, back to back
- With lid
- Dimensions (L/W/H): 85 x 70 x 45 mm

<i>Purchase quantity</i>	<i>Cat. No.</i>
1 set	<b>48-6710-00</b>

## Coplin Jar with Stand\*

for 10 microscope slides



- Glass container
- Round model with 5 slots for 10 slides, back to back
- With lid
- Dimensions (H/Ø): 115 x 75 mm

<i>Purchase quantity</i>	<i>Cat. No.</i>
1 set	<b>48-6720-00</b>

## Slide staining glass\*



- Glass container for 30 microscope slides
- With lid
- Dimensions (L/W/H): 110 x 100 x 100 mm

<i>Purchase quantity</i>	<i>Cat. No.</i>
1 set	<b>48-6720-00</b>

## Slide staining glass\*



- Glass container for 60 microscope slides
- With lid
- Dimensions (L/W/H): 160 x 100 x 100 mm


<i>Purchase quantity</i>	<i>Cat. No.</i>
1 set	<b>48-6720-00</b>

\*Staining items made of glass consist of thick-walled soda lime glass with an relatively high expansion coefficient. Do not expose it to quick temperature changes. Heat and cool slowly to avoid stress cracks.



## Slide staining set

Large



- Acidproof rack made of stainless steel
- Plastic troughs with lid
- Resistant to alcohol, xylene, toluene and staining solutions
- Dimensions (L/W/H): 710 x 140 x 130 mm
- Complete rack consisting of
  - rack made of stainless steel
  - 12 troughs with lid
  - 1 basket with plastic handle

Purchase quantity  
1 Set

Cat. No.  
**47-3112-00**

## Slide staining set

Medium



- Acidproof rack made of stainless steel
- Plastic troughs with lid
- Resistant to alcohol, xylene, toluene and staining solutions
- Dimensions (L/W/H): 370 x 140 x 130 mm
- Complete rack consisting of
  - rack made of stainless steel
  - 6 troughs with lid
  - 1 basket with plastic handle

Purchase quantity  
1 Set

Cat. No.  
**47-3116-00**

## Slide staining set

Small




- Acidproof rack made of stainless steel
- Plastic troughs with lid
- Resistant to alcohol, xylene, toluene and staining solutions
- Dimensions (L/W/H): 200 x 140 x 130 mm
- Complete rack consisting of
  - rack made of stainless steel
  - 3 troughs with lid
  - 1 basket with plastic handle

Purchase quantity  
1 Set

Cat. No.  
**47-3121-00**

## Microscope slide holder with plastic handle

For manual slide staining stations



- With plastic handle for microwave use
- Blue coloured
- For slide holders Cat. No. 47-3112-00  
47-3116-00  
47-3121-00

Box of 6 pcs.

Cat. No.  
**47-3142-00**

## Microscope slides Standard

Plain



- Microscope slides made of half-white glass with fine polished edges
- Dimensions: 26 x 76 mm (1 x 3")
- Thickness: 1.0 to 1.2 mm

CE IVD

Packet of 50 pcs., box of 2,500 pcs.

<i>Purchase quantity</i>	<i>Cat. No.</i>
10,000 pcs.	<b>48-6100-00</b>

## Microscope slides Safeslide Histo

Double frosted ends



- Microscope slides made of half-white glass
- Dimensions: 26 x 76 mm (1 x 3")
- Thickness: 1.0 to 1.2 mm

CE IVD

Packet of 50 pcs., box of 2,500 pcs.

<i>Purchase quantity</i>	<i>Cat. No.</i>
10,000 pcs.	<b>48-6101-00</b>

*Size*

**"Safeslide Histo"**  
Ground edges,  
double frosted end.  
approx. 20 mm, fine

**"Safeslide Histo S"**  
Ground edges,  
double frosted end,  
approx. 15 mm, fine

10,000 pcs.	<b>48-6105-00</b>
-------------	-------------------

## Microscope slides Safeslide Cyto

Double frosted ends, with white separator sheets



- Microscope slides made of half-white glass
- Dimensions: 26 x 76 mm (1 x 3")
- Thickness: 1.0 to 1.2 mm
- Separated with white sheets

CE IVD

Packet of 50 pcs., box of 2,500 pcs.

<i>Purchase quantity</i>	<i>Cat. No.</i>
10,000 pcs.	<b>48-6102-00</b>

*Size*

**Ground edges,**  
double frosted end,  
approx. 20 mm, fine,  
**with separator sheets**

## Microscope slides

One end frosted and coloured



- Dimensions: 26 x 76 mm (1 x 3"), thickness: 1.0 to 1.2 mm

Packet of 50 pcs., box of 2,500 pcs.

### Cut edges, one coloured end

<i>Colour</i>	<i>Cat. No.</i>
white	<b>48-6104-00</b>
orange	<b>48-6104-01</b>
yellow	<b>48-6104-02</b>
green	<b>48-6104-03</b>
pink	<b>48-6104-04</b>
blue	<b>48-6104-05</b>

### Fine polished edges 45°, one end coloured

<i>Colour</i>	<i>Cat. No.</i>
white	<b>48-6103-00</b>
orange	<b>48-6103-01</b>
yellow	<b>48-6103-02</b>
green	<b>48-6103-03</b>
pink	<b>48-6103-04</b>
blue	<b>48-6103-05</b>

## Microscope coverglass Standard



Standard coverglasses for universal use in all customary microscope slide glass coverslippers

Plastic box of 100 pcs., box of 500 pcs.

Size	Purchase quantity	Cat. No.
<b>Thickness 1 (0.13 - 0.17 mm)</b>		
24 x 40 mm	10,000 pcs.	<b>48-5040-00</b>
24 x 50 mm	10,000 pcs.	<b>48-5050-00</b>
24 x 55 mm	10,000 pcs.	<b>48-5055-00</b>
24 x 60 mm	10,000 pcs.	<b>48-5060-00</b>
<b>Thickness 1.5 (0.16 - 0.19 mm)</b>		
24 x 40 mm	10,000 pcs.	<b>48-5540-00</b>
24 x 50 mm	10,000 pcs.	<b>48-5550-00</b>
24 x 55 mm	10,000 pcs.	<b>48-5555-00</b>
24 x 60 mm	10,000 pcs.	<b>48-5560-00</b>

## Automat coverglasses

Made in Germany



High quality special coverglasses with notably good separating characteristics, optimized for **Medite®** microscope slides glass coverslipper **ACS 720**. Also highly recommended to use with our **RCM 60/90/2000/7000** as well as any other customary automats.

CE IVD

Box with hinged lid of 100 pcs., box of 1,000 pcs.

Size	Purchase quantity	Cat. No.
<b>Thickness 1 (0.13 - 0.17 mm)</b>		
24 x 40 mm	10,000 pcs.	<b>46-9457-00</b>
24 x 50 mm	10,000 pcs.	<b>46-9452-00</b>
24 x 55 mm	10,000 pcs.	<b>46-9455-00</b>
24 x 60 mm	10,000 pcs.	<b>46-9451-00</b>

## CytoTape®

Coverslipping tape - Made in Germany



- Coverslipping tape, in-house-production
- Excellent optical and mechanical characteristics
- For usage in every tape coverslipping automat
- Extremely consistent and with strong adherence
- Optimal sealing of your samples
- Solvent and scratch resistant
- Dirt and dust repellent

One roll = 1200 coverslippings of 60 mm

Dimensions: Length 70 m, width 24 mm

	Box of 5 rolls
Purchase quantity	Cat. No.
5 rolls	<b>40-4300-00</b>

## Sprayfix

Fixation medium



- Fixation medium for cytological smear, clear of propellant, non-polluting
- Soluble in alcohol and water
- Content of one bottle is sufficient for approx. 1,000 to 1,500 smears

Bottle of 200 ml

Version	Purchase quantity	Cat. No.
Sprayfix fixation medium incl. pump for bottle	1 box of 36 bottles	<b>41-2010-00</b>

## Mount quick

Fluid embedding medium



- Mounting medium for mounting of stained sections for lipoid and immunostaining in histology and immunohistology
- Scope in histology: During usage of lipoid staining or if dehydrating the samples means losing the staining characteristics
- Scope in immunohistology: During usage of soluble chromogenic solutions like AEC with an organic solvent
- Refractive index: 1.41
- Specific gravity: 0.800
- Viscosity: 33 CP (25 °C)
- pH Wert: 7.0

CE IVD

Size	Purchase quantity	Cat. No.
Bottle of 30 ml	1 bottle	41-5234-00

## pertex®

Mounting medium



- Synthetic, xylene-soluble mounting medium for mounting microscope slides
- The viscosity of pertex® is perfectly adjusted to **Medite®** microscope slide glass coverslippers
- Refractive index: 1.495

CE IVD

Size	Purchase quantity	Cat. No.
Bottle of 200 ml	6 bottles	41-4010-00
Bottle of 500 ml	6 bottles	41-4011-00
Bottle of 1,000 ml	6 bottles	41-4012-00

## Mountex®

Mounting medium for xylene-free coverslipping



- Synthetic mounting medium for coverslipping directly from alcohol, avoiding xylene
- Established, quick-drying universal mounting medium for glass coverslippers
- Its slight viscosity provides particularly good flowing characteristics
- Bubble-free embedding without changing form, structure or colour of the embedded compound
- Refractive index: 1.488

CE IVD

Size	Purchase quantity	Cat. No.
Bottle of 200 ml	6 bottles	41-4020-00
Bottle of 500 ml	6 bottles	41-4021-00
Bottle of 1,000 ml	6 bottles	41-4022-00

## X-TRA-Kitt®

Embedding medium



- Synthetic, xylene-free mounting medium
- Microscope slides can be mounted directly from **X-TRA-Solv®** (p.33)
- The viscosity of **X-TRA-Kitt®** is perfectly adjusted to **Medite®** microscope slide glass coverslippers
- Refractive index: 1.492

Size	Purchase quantity	Cat. No.
Bottle of 500 ml	6 bottles	41-5219-00
Bottle of 100 ml	6 bottles	41-5220-00

**X-TRA-Solv®**

Xylene substitute



- **X-TRA-Solv®** is a clearing agent based on isoparaffins
- Isoparaffins can be considered as not hazardous and non-polluting and therefore they are a perfect alternative to aromatic clearing agents for histopathological and cytological applications

Size	Purchase quantity	Cat. No.
Tank of 2.5 litres	1 tank	<b>41-5211-00</b>
Tank of 5 litres	1 tank	<b>41-5212-00</b>
Tank of 10 litres	1 tank	<b>41-5213-00</b>

**Medi-Clear**

Xylene substitute



- Natural solvent of vegetable origin containing d-limonene
- Alternative xylene substitute
- Non-polluting and 100% biodegradable
- For all applications in histological laboratories
- Non-toxic, colourless

CE IVD

Tank of 2.5 litres

Purchase quantity	Cat. No.
1 tank	<b>41-5230-00</b>

**Xylene**

Solvent



- Mixture of isomeres for paraffin-decoating of histological sections
- Colourless fluid with aromatic smell, insoluble in water
- Purest, filled in tin plate barrels or plastic tanks

Tank of 5 liters

Purchase quantity	Cat. No.
1 tank	<b>41-5412-00</b>

**new decalc®**

Rapid bone decalcifier



- **new decalc®** is an effective, rapid bone decalcifier for preparation of histological materials with improved tissue preservation
- The stained samples show an excellent presentation of histological details
- For all usual fixing methods

Bottle of 1,000 ml

Purchase quantity	Cat. No.
6 bottles	<b>41-5710-00</b>



## Formalin

Fixation medium



- Fixation with formalin ensures good penetration and conservation of tissue
- With formalin, proteins are interconnected and soluble antigens partially immobilized
- Protein connection also masks or destroys antigenic structures

Version	Purchase quantity	Cat. No.
Formalin 4 Vol. % w/v,	10 litres	<b>41-5313-00</b>
phosphate buffered, pH 6,8 – 7,2	20 litres	<b>41-5314-00</b>

## Formalin neutralizer



- The **Medite®** formalin neutralizer eliminates used formalin solutions
- 40 litres (e.g. 4% or 10%) formalin solution can safely and simply be neutralized by 5 kg neutralizer within 24 hrs.
- Our neutralizer converts formalin by a simple non-hazardous reaction to harmless esters and acids
- The final products of the neutralization of a 4% formalin solution only contain lowest concentration of methanol and can be disposed with waste water according to the local disposal regulations

	Bucket of 5 kg	
Purchase quantity	Cat. No.	
1 bucket	<b>41-5302-00</b>	

## Ethanol

Alcohol



- Organic solvent
- Qualified for histological dehydration and staining as well as for cleaning, fumigation and as antiseptic agent

Version	Purchase quantity	Cat. No.
Ethanol 96%	5 litres	<b>41-5572-00</b>
denatured with MEK	10 litres	<b>41-5573-00</b>
	30 litres	<b>41-5576-00</b>
Ethanol 99%	5 litres	<b>41-5582-00</b>
denatured with MEK	10 litres	<b>41-5583-00</b>
	30 litres	<b>41-5586-00</b>

## Isopropanol

Secondary alcohol



- Highly concentrated isopropanol alcohol (at least 99.5%) for cleaning and fumigation
- Isopropanol can be mixed and diluted with water
- Versatile, e.g. as substitute for ethanol
- Non-colored fluid

Purchase quantity	Cat. No.
5 litres	<b>41-5522-00</b>
25 litres	<b>41-5525-00</b>

**USERAPID®**

Decalcifying solution



- Special reagent for decalcifying of histologic material with our **USE 33**
- Decalcification time, depending on the size of specimen: 1 - 3 hrs.
- Maximum conservation of morphologic structures
- Shelf life: 2 years
- Storage: temperature: 4 to 25°C
- Storage: dark

Size	Purchase quantity	Cat. No.
Plastic tank of 1 liter	1 tank	<b>40-3300-01</b>
Plastic tank of 5 litres	1 tank	<b>40-3300-00</b>

**USEDECALC®**

Decalcifying solution



- pH-neutral, buffered customized solution for rapid decalcification of histologic material in our **USE 33**
- Up to 40 - 75 % reduction of decalcification time in comparison to conventional EDTA techniques
- Maximum conservation of morphologic structures, especially developed for immuno histochemical procedures
- Shelf life: 2 years
- Storage temperature: 4 to 25°C
- Storage: dark

Size	Purchase quantity	Cat. No.
Plastic tank of 1 liter	1 tank	<b>40-3310-01</b>
Plastic tank of 5 litres	1 tank	<b>40-3310-00</b>

**USEFIX®**

Fixing solution



- Ideal complement for the decalcifying solutions **USERAPID®** and **USEDECALC®**
- Use of **USEFIX®** leads to the best possible results
- Restrictions to immunohistochemical procedures, as known from conventional fixing with formalin, are eliminated by **USEFIX®**
- Shelf life: 2 years
- Storage temperature: 4 to 25°C
- Storage: dark

Size	Purchase quantity	Cat. No.
Plastic tank of 5 litres	1 tank	<b>40-3320-00</b>

**USE 33 Ultrasonic Decalcifying Automat**

We recommend our perfectly adjusted solvents (see above)

- Worldwide only ultrasonic instrument for decalcifying
- Up to 75% time savings
- Ideal preservation of the morphology and antigenity
- Perfectly adjusted sample container inserts and chemicals

Example: Procedure for tissue decalcifying  
 Goal: Gentle preparation of tissue samples for immunohistological examination  
 Type of sample: iliac crest stanza

Process	Conventional technique	Time required	USE 33 technique	Temperature	Time required	Time advantage
Fixation	2C - di-aldehyde conventional solvent	12 - 24 hrs.	<b>USEFIX®</b>	+17° C	8 - 12 hrs.	approx. 45-65%
Rinsing	rinsing in running water	60 - 120 min.	rinsing in running water	+17° C	15 - 60 min.	
Decalcifying	conventional EDTA	> 24 hrs.	<b>USEDECALC®</b>	+17° C	8 - 17 hrs.	approx. 40-70%
Rinsing	rinsing in running water	60 - 120 min.	rinsing in running water	+17° C	30 - 60 min.	

Afterwards, the sample is dehydrated and embedded the conventional way with the tissue processing center **TPC 15 Duo/Trio**.  
 Fixating again with formalin in the tissue processing automat is no longer required.



**Rovers® Cervex-Brush®**

Sampling device

® registered trademark of Rovers



- Extraction of all needed cell material in just one movement
- Due to the flexibility of its bristles, the Rovers® Cervex-Brush® is suitable for all cervix form
- Cells are extracted in a gentle way, which prevents all possible injuries and results in a perfect, easy-to-read PAP test
- Brush head is removable for monolayer cytology

CE 

		Package of 25 pcs.
Version	Purchase quantity	Cat. No.
Cervex-Brush, non-sterile packed	1 package	<b>46-0300-00</b>
		Package of 100 pcs.
Cervex-Brush, sterile packed	1 package	<b>46-0310-00</b>

**Rovers® Cervex-Brush® Combi**

Sampling device

® registered trademark of Rovers



- Extraction of all needed cell material in just one movement
- Due to the combination with the endocervix sampler, Rovers® Cervex Brush® Combi is suitable for extracting endocervical and exocervical cells both at the same time
- Cells are extracted in a gentle way, which prevents all possible injuries and results in a perfect, easy-to-read PAP test

CE 

		Package of 25 pcs.
Purchase quantity	Cat. No.	
1 package	<b>46-0500-00</b>	

**Rovers® EndoCervex-Brush®**

Sampling device

® registered trademark of Rovers



- For cell extration from endocervical canal as addition to Cervex-Brush®
- Especially for difficult-to-reach endocervical canals, e.g. in case of stenosis
- Removable brush head for liquid based cytology

CE 

		Package of 50 pcs.
Purchase quantity	Cat. No.	
1 package	<b>46-0201-00</b>	

## Combi-Plus

Sampling device



- Combined sampling device for cell extraction from cervical canal, portio and transition zone for cytological preventive examination
- Removable brush head and spatula for liquid based cytology

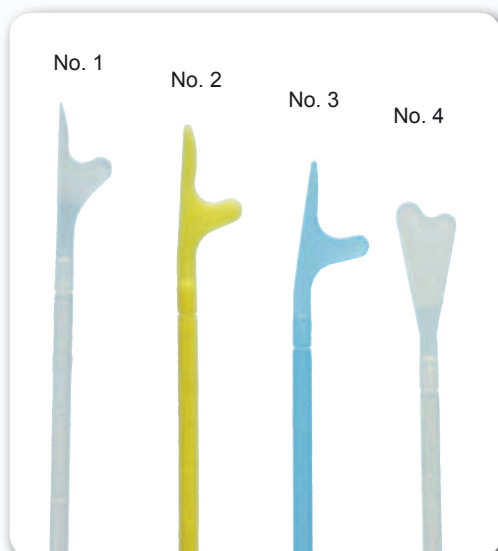
CE 

Package of 50 pcs.

Purchase quantity	Cat. No.
1 package	<b>48-0210-00</b>

## Szalay-spatula

Sampling device



- Szalay-spatula for collecting cytological cellular samples with predetermined breaking point
- One smear test gains enough representative cell material from all zones (ectocervical, endocervical and transformation)
- Four types of scoops for different shapes and sizes of portio
- Fast, save and budget-friendly technique, a million times proved and easy to use
- Reliable results with conventional as well as liquid based analysis methods
- Size: Length: 220 mm, shaft thickness: 5 mm

CE 

Package of 100 pcs.

Colour	Purchase quantity	Cat. No.
No. 1, Colour: transparent	1 package	<b>48-0251-00</b>
No. 2, Colour: yellow		<b>48-0252-00</b>
No. 3, Colour: blue		<b>48-0253-00</b>
No. 4, Colour: transparent		<b>48-0254-00</b>

## PapCone®

Sampling device



® registered trademark of Otto Bock

- PapCone® is a cervical sampling (Pap smear) device designed to obtain and transfer cervical cells to a glass slide for a cytological examination
- Because of its form, dimension and the material properties of the special foam used for PapCone®, it is possible to obtain cells from the cervical channel and the ectocervix simultaneously
- In contrast to brushes and hard spatulas, PapCone® does not tear cells from their natural layer and does not cause bleeding while sampling
- PapCone® enables a gentle transfer of cells to a glass slide without damaging them

CE 

Package of 25 pcs.

Purchase quantity	Cat. No.
1 package	<b>46-0600-00</b>

## BioPette™ Plus

Pipette

™ registered trademark of Labnet International, Inc.



- Light weight, ergonomical design with finger rest, universal tip compatibility, fully autoclavable, UV resistant
- Highly accurate, precise pipetting due to continuously adjustable volume and volume lock

Version	Purchase quantity	Cat. No.
<b>BioPette™ Plus</b> 4 Pack Starter Kit (4 pipettes, 1 rack for 6 pipettes, 1 box with 3 x 96 pipette tips)	1 Kit	<b>42-1580-00</b>
<b>BioPette™ Plus</b> 0,5 – 10 µl	1 pcs.	<b>42-1581-00</b>
2 – 20 µl	1 pcs.	<b>42-1582-00</b>
20 – 200 µl	1 pcs.	<b>42-1583-00</b>
100 – 1,000 µl	1 pcs.	<b>42-1584-00</b>

For further accessories see p. 46

## Marker Superior

For labelling cassettes and microscope slides



- Fibre pencil with inerasable ink, resistant against acids, alcohol, xylene and solutions
- For labelling tissue embedding cassettes and microscope slides
- Colour: black
- Solvent-free and odorless
- Water-based, therefor no early drying out is possible
- Allow ink to dry a few minutes before it gets in touch with solution

Colour	Purchase quantity	Cat. No.
black	Box of 12 pcs. 1 box	<b>47-1070-00</b>

## Surgical forceps



- Surgical pincers with straight legs for save grasping of high-fibre tissue, resp. parts of tissue
- Unlike anatomical pincers, this one has spicked gripper jaws at the forward end, that intertwine like teeth

Size	Purchase quantity	Cat. No.
Standard forceps 1:2, 15 cm	1 pcs.	<b>46-0901-00</b>
Standard forceps 1:2, 20 cm	1 pcs.	<b>46-0902-00</b>
Standard forceps 1:2, 25 cm	1 pcs.	<b>46-0903-00</b>

## Digi-Timer



- Electronic timer with 4-place display for minutes and seconds
- Count-down-function with alarm at lapse of time
- Magnet for attachment on metallic surfaces
- Display showing up to 99 minutes and 59 seconds

Purchase quantity	Cat. No.
1 pc.	<b>72-7010-00</b>



## Slide filing maps SAT 04



- Slide filing map for the filing of specimen of special scientific interest in a plastic map with 4 pockets for slides and 1 pocket for report including white index card
- Dimensions: Filing map (L/W): 155 x 107 mm  
Box (L/W/H): 210 x 165 x 115 mm

Backup index cards in different colours available upon request

Stable archival box of 100 pcs.

Purchase quantity	Cat. No.
1 box	<b>46-5130-00</b>

## Bio-Block

Plastic filing cabinet for paraffin blocks



- Modular system made of plastic with 8 drawers and each with 7 rows for efficient storage of biopsy and embedding cassettes
- Capacity: approx. 1,500 paraffin blocks
- Dimensions (L/W/H): 240 x 400 x 310 mm
- Weight: 6 kg

Stable archival box of 100 pcs.

Purchase quantity	Cat. No.
1 box	<b>47-5040-00</b>

## Slide filing boxes



- Extremely stable box for storage of approx. 1,000 slides 76 x 26 mm in 5 rows
- Stopper to avoid tumbling and slipping
- Box and lid with printed label
- Material: cardboard, white
- Dimensions (L/W/H): 295 x 165 x 85 mm

Box of 25 pcs.

Purchase quantity	Cat. No.
25 pcs.	<b>46-5120-00</b>

## Paraffin block filing boxes



- Extremely stable box for storage of approx. 250 paraffin blocks in 7 rows
- Stopper to avoid tumbling and slipping
- Box and cover with printed label
- Material: cardboard, white
- Dimensions (L/W/H): 360 x 290 x 50 mm

Box of 25 pcs.

Purchase quantity	Cat. No.
25 pcs.	<b>46-5110-00</b>

## Slide Folder Munich

for microscope slides



- Made of thick white cardboard
- Three blocks of 78 x 213 mm each, punched spring cover, for slides 76 x 26 mm
- Dimensions: 235 x 260 mm

### Size

For 24 microscope slides

Storage box for 12 slide folders Munich

### Cat. No.

**46-5010-00**

**46-5011-00**

## Slide Mailer Cardboard

for microscope slides



- Cardboard slide mailer with cover for slides 76 x 26 mm
- Made of thick cardboard, punched grid and cover of grey cardboard, register label

### Size

For 2 microscope slides

For 3 microscope slides

50 pcs. per packet, 500 pcs./box

### Cat. No.

**48-6002-00**

**48-6003-00**

## Slide Mailer Plastic

for microscope slides



- Slide mailers made of polyethylene
- With snap-on lid for slides 76 x 26 mm
- Fits for microscope slides size 76 x 26 mm

### Size

For 1 microscope slide

For 2 microscope slides

100 pcs. per packet, 1,000 pcs./box

### Cat. No.

**48-6009-00**

**48-6010-00**

## Slide Mailer Plastic

for microscope slides



- Slide mailers made of polyethylene
- With snap-on lid for 5 slides 76 x 26 mm

100 pcs. per packet, 1,000 pcs./box

### Cat. No.

**48-6012-00**

## Slide Trays Cardboard

for microscope slides



- Cardboard tray for slides 76 x 26 mm
- Made of thick cardboard, punched grid made of grey cardboard

10 pcs. per packet, 250 pcs./box

*Size* *Cat. No.*

For 9 microscope slides, without division **48-6005-00**

5 pcs. per packet, 100 pcs./box

For 20 microscope slides, without lid, with division **48-6006-00**

## Slide Trays Cardboard

for microscope slides



- Cardboard slide trays with cover for slides 76 x 26 mm
- Made of thick cardboard, punched grid and cover of grey cardboard, register label

5 pcs. per packet, 50 pcs./box

*Size* *Cat. No.*

For 10 microscope slides, with lid **48-6007-00**

For 20 microscope slides, with lid **48-6008-00**

## Slide Storage Box Plastic

for microscope slides



- Storage box for microscope slides 76 x 26 mm
- 50 places, plastic, ABS material
- Color: Metallic grey

*Size* *Purchase quantity* *Cat. No.*

For 25 microscope slides 10 pcs. **46-5086-00**  
1 pcs.

For 50 microscope slides 10 pcs. **46-5091-00**  
1 pcs.

For 100 microscope slides 10 pcs. **46-5096-00**  
1 pcs.

## Slide Storage Box Wood

for microscope slides



- Slide box for slides 76 x 26 mm, bottom and cover with wooden frame, covered with black leatherette paper on the outside, inner bottoms made of white plastic
- Cover and bottom connected by small metal hinges and metal locks
- Black numerical prints, register form is attached to the cover
- Dimensions: 275 x 105 x 35 mm

*Size* *Purchase quantity* *Cat. No.*

For 25 microscope slides 10 pcs. **46-5040-00**  
1 pcs.

For 50 microscope slides 10 pcs. **46-5041-00**  
1 pcs.

For 100 microscope slides 10 pcs. **46-5042-00**  
1 pcs.

## Filing System MICROGLASS/MICROBLOCK

Stackable Filing Cabinet System for slides and paraffin blocks



### Slide Cabinet

- Slide cabinet for storage
- Consisting of 14 individual sliding drawers
- Each drawer accommodates approx. 400 pcs. of 25.4 x 76.2 mm slides
- Iron material
- White-powder coated
- Dimensions (L/W/H): 485 x 480 x 91 mm

Cat. No.

**47-5105-00**



### Block Cabinet

- Block cabinet for storage
- Consisting of 14 individual sliding drawers
- Each drawer accommodates approx. 65 pcs. of embedding cassettes
- Iron material
- White-powder coated
- Dimensions (L/W/H): 485 x 480 x 91 mm

Cat. No.

**47-5100-00**



### Lid

- Lid for slide or block storage
- Iron material
- White-powder coated
- Dimensions (L/W/H): 485 x 480 x 26 mm

Cat. No.

**47-5101-00**



### Base

- Base for slide or block storage
- Iron material
- White-powder coated
- Dimensions (L/W/H): 485 x 480 x 76 mm

Cat. No.

**47-5102-00**



### Seperation spring

- Spring to hold slides 76 x 26 mm

Cat. No.

**47-5113-00**

## Filing System HISTO FILE\*

For storage of microscope slides and paraffin blocks




\*Filing system 5000/6000 is still available



- The variable filing system offers optimal storage of microscope slides and paraffin blocks away from dust. Plastic trays are detachable for presorting at the workplace and for storage of microscope slides and paraffin block within the drawers.
- The perfectly processed filing cabinets are made of high quality steel plate and equipped with a central locking and a drawer barrier, which allows to extract only one drawer at a time.
- The aluminium handle bars are furnished with protective caps, paper and cellux strips for labelling.
- The plastic tray is accomplished as double trays and identical for microscope slides and paraffin blocks.
- The solid construction allows to add another fully equipped cabinet on top of one cabinet. The cabinets have connective holes for assembling as standard.
- Completely equipped filing cabinets are delivered free to the point of use.
- Varnished in RAL 5010. A wide range of RAL colours is available upon request.
- Paraffin block filing cabinets can be equipped as combination for mutual storage of microscope slides and paraffin blocks.
- Drawers with drawer runners are 100% extractable and can each carry up to 200 kg.
- Due to different drawer heights for paraffin block and microscope slide filing cabinets, an optimal exploitation for the designated divisions is reached. Because of the effective height of 95 mm, double storage of paraffin block trays is possible and therefore contact with the above drawer is impossible. In this way, paraffin blocks can be stored comfortable and in an upright position. The microscope slide trays have a comfortable effective height of 85 mm.
- Trays for microscope slides and paraffin blocks are available as accessories (please see below).

## Trays for filing system HISTO FILE



- Tray for: approx. 488 microscope slides, or approx. 66 paraffin blocks
- Dimensions: 65 x 300 x 40 mm
- Colour: white


Version  
Tray for approx. 488 slides  
or for approx. 66 paraffin blocks

Purchase quantity  
1 pc.

Cat.-No.  
**47-5510-00**



## Slide Filing Cabinet SLIDE FILE



### Version

### Cat.-No.

<b>Cabinet for approx. 79,000 standard slide 76 x 26 mm, incl. 162 trays</b>	<b>46-5500-00</b>
<ul style="list-style-type: none"> <li>• Dimensions extern (L/W/H): 725 x 750 x 1,000 mm</li> <li>• Drawers: 9, effective depth 85 mm</li> <li>• Empty weight (incl. trays): 194 kg</li> <li>• Total weight (incl. trays and microscope slides): 589 kg</li> </ul>	
<b>Cabinet for approx. 131,800 standard slide 76 x 26 mm, incl. 270 trays</b>	<b>46-5501-00</b>
<ul style="list-style-type: none"> <li>• Dimensions extern (L/W/H): 1,125 x 750 x 1,000 mm</li> <li>• Drawers: 9, effective height 85 mm</li> <li>• Empty weight (incl. trays): 269 kg</li> <li>• Total weight (incl. trays and microscope slides): 928 kg</li> </ul>	
<b>Cabinet for approx. 105,400 standard slides 76 x 26 mm, incl. 216 trays</b>	<b>46-5511-00</b>
<ul style="list-style-type: none"> <li>• Dimensions extern (L/W/H): 725 x 750 x 1,300 mm</li> <li>• Drawers: 12, effective height 85 mm</li> <li>• Empty weight (incl. trays): 259 kg</li> <li>• Total weight (incl. trays and microscope slides): 786 kg</li> </ul>	
<b>Cabinet for approx. 175,700 standard slides 76 x 26 mm, incl. 360 trays</b>	<b>46-5512-00</b>
<ul style="list-style-type: none"> <li>• Dimensions extern (L/W/H): 1,125 x 750 x 1,300 mm</li> <li>• Drawers: 12, effective height 85 mm</li> <li>• Empty weight (incl. trays): 337 kg</li> <li>• Total weight (incl. trays and microscope slides): 1,215 kg</li> </ul>	
<b>Cabinet for approx. 131,800 standard slides 76 x 26 mm, incl. 270 trays</b>	<b>46-5513-00</b>
<ul style="list-style-type: none"> <li>• Dimensions extern (L/W/H): 725 x 750 x 1,600 mm</li> <li>• Drawers: 15, effective height 85 mm</li> <li>• Empty weight (incl. trays): 289 kg</li> <li>• Total weight (incl. trays and microscope slides): 816 kg</li> </ul>	
<b>Cabinet for approx. 219,600 standard slides 76 x 26 mm, incl. 450 trays</b>	<b>46-5503-00</b>
<ul style="list-style-type: none"> <li>• Dimensions extern (L/W/H): 1,125 x 750 x 1,600 mm</li> <li>• Drawers: 15, effective height 85 mm</li> <li>• Empty weight (incl. trays): 420 kg</li> <li>• Total weight (incl. trays and microscope slides): 1,518 kg</li> </ul>	

## Paraffin block filing cabinet BLOCK FILE



### Version

### Cat. No.

<b>Cabinet for approx. 19,000 paraffin blocks, incl. 162 trays</b>	<b>46-5520-00</b>
<ul style="list-style-type: none"> <li>• Dimensions extern (L/W/H): 725 x 750 1,000 mm</li> <li>• Drawers: 8 pcs., effective height 95 mm</li> <li>• Effective weight (incl. trays): 184 kg</li> <li>• Total weight (incl. trays and paraffin blocks): 374 kg</li> </ul>	
<b>Cabinet for approx. 31,800 paraffin blocks, incl. 480 trays</b>	<b>46-5502-00</b>
<ul style="list-style-type: none"> <li>• Dimensions extern (L/W/H): 1,125 x 750 x 1,000 mm</li> <li>• Drawers: 8 pcs., effective height 95 mm</li> <li>• Effective weight (incl. trays): 273 kg</li> <li>• Total weight (incl. trays and paraffin blocks): 591 kg</li> </ul>	
<b>Cabinet for approx. 26,100 paraffin blocks, incl. 396 trays</b>	<b>46-5521-00</b>
<ul style="list-style-type: none"> <li>• Dimensions extern (L/W/H): 725 x 750 x 1,300 mm</li> <li>• Drawers: 11 pcs., effective height 95 mm</li> <li>• Effective weight (incl. trays): 265 kg</li> <li>• Total weight (incl. trays and paraffin blocks): 526 kg</li> </ul>	
<b>Cabinet for approx. 43,600 paraffin blocks, incl 660 trays</b>	<b>46-5522-00</b>
<ul style="list-style-type: none"> <li>• Dimensions extern (L/W/H): 1,125 x 750 x 1,300 mm</li> <li>• Drawers: 11 pcs., effective height 95 mm</li> <li>• Effective weight (incl. trays): 349 kg</li> <li>• Total weight (incl. trays and paraffin blocks): 785 kg</li> </ul>	
<b>Cabinet for approx. 31,000 paraffin blocks, incl. 468 trays</b>	<b>46-5523-00</b>
<ul style="list-style-type: none"> <li>• Dimensions extern (L/W/H): 725 x 750 x 1,600 mm</li> <li>• Drawers: 13 pcs., effective height 95 mm</li> <li>• Effective weight (incl. trays): 292 kg</li> <li>• Total weight (incl. trays and paraffin blocks): 602 kg</li> </ul>	
<b>Cabinet for approx. 51,500 paraffin blocks, incl. 780 trays</b>	<b>46-5524-00</b>
<ul style="list-style-type: none"> <li>• Dimensions extern (L/W/H): 1,125 x 750 x 1,600 mm</li> <li>• Drawers: 13 pcs., effective height 95 mm</li> <li>• Effective weight (incl. trays): 414 kg</li> <li>• Total weight (incl. trays and paraffin blocks): 929 kg</li> </ul>	

	Purchase quantity	Cat. No.
<b>TST 44 - Slide stainer</b>		
Charcoal filter (disposable)	1 pc.	67-1001-00
Staining trough, capacity 360 ml	1 pc.	35-1001-00
Filter pads, Length: 100 mm	package of 100 pcs.	46-6030-00
Filter pads, Length: 115 mm	package of 100 pcs.	46-6031-00
Basket for 30 microscope slide, stainless steel	1 pc.	17-5030-00
Basket for 20 microscope slide, stainless steel	1 pc.	48-9020-00
Basket for 30 microscope slide for TST, plastic	1 pc.	28-1060-00
Basket for 30 microscope slide for TST, TCA, ACS, plastic	1 pc.	28-1061-00
Hanger for basket 17-5030-00	1 pc.	22-1001-00
Hanger for basket 28-1060-00	1 pc.	22-5007-01
Hanger for basket 28-1061-00	1 pc.	22-5007-02
Hanger for basket 48-9020-00	1 pc.	22-1002-00
Block to reduce the volume in the trough	1 pc.	28-1008-00
<b>ACS 720 - Glass Coverslipper</b>		
Charcoal filter (disposable)	1 pc.	67-1005-00
Basket for 30 microscope slide, plastic	1 pc.	28-1061-00
Hanger for basket 28-1061-00	1 pc.	22-5007-02
Coverglass case 24 x 40 mm	1 pc.	24-1340-01
Coverglass case 24 x 50 mm	1 pc.	24-1350-02
Coverglass case 24 x 55 mm	1 pc.	24-1355-02
Coverglass case 24 x 60 mm	1 pc.	24-1360-02
Purge cap	package of 10 pcs.	48-9084-00
<b>RCM 7000 - Glass Coverslipper</b>		
Charcoal filter (disposable)	1 pc.	67-1003-00
Basket for 30 microscope slide, stainless steel	1 pc.	17-5030-00
Basket for 20 microscope slide, stainless steel	1 pc.	48-9020-00
Basket for 30 microscope slide, plastic	1 pc.	28-1061-00
Basket with hanger for 30 microscope slide (for Leica, Sakura, Bavimed, manual staining)	1 pc.	48-9030-00
Basket for 40 microscope slide, stainless steel (Shandon Varistain)	1 pc.	48-9040-00
Basket for 20 microscope slide with hanger for Sakura DRS 2000	1 pc.	24-0010-00
Hanger for basket 48-9020-00 for Histolab/Sakura Combitec	1 pc.	22-0004-00
Storage rack for completed slides	1 pc.	48-9051-00
Xylene container	1 pc.	48-9050-00
Basket holder for basket 48-9020-00	1 pc.	48-9021-00
Basket holder for basket 17-5030-00 and 48-9030-00	1 pc.	48-9031-00
Basket holder for basket 28-1060-00	1 pc.	17-5070-00
Basket holder for basket 48-9040-00	1 pc.	48-9041-00
Basket holder for baskets of Shandon Gemini staining automats	1 pc.	48-9025-00
Coverglass case 24 x 40 mm	1 pc.	48-9053-00
Coverglass case 24 x 50 mm	1 pc.	48-9054-00
Coverglass case 24 x 55 mm	1 pc.	48-9055-00
Coverglass case 24 x 60 mm	1 pc.	48-9056-00
Large oval cap for RCM 7000 for adsorption of xylene/cover aid mixture set out by dispenser	1 pc.	48-9083-00
<b>KSM 40 - Autopsy saw</b>		
Substitute protection caps	Package of 10 pcs.	44-3026-00
Substitute filter paper	Package of 50 pcs.	44-3027-00
Substitute saw blades, Ø 64 mm	Package of 10 pcs.	44-3022-00
Substitute saw blades, Ø 76 mm	Package of 10 pcs.	44-3023-00
Segment saw blades R 51 mm	Package of 10 pcs.	44-3024-00
<b>TAZ 19 - Benchtype Fume Adsorber</b>		
Universal charcoal for filling the filters	Bucket of 5 kg	46-6040-00
Special charcoal for formaldehyde	Bucket of 5 kg	46-6041-00
Special hood made of plexiglass	1 pc.	69-3500-00
<b>TES 99 / TES Valida - Paraffin Embedding System</b>		
Magnifier for dispenser unit (models until 09/2007)	1 pcs.	46-0088-00
Magnifier for dispenser unit (models since 10/2007)	1 pcs.	46-0088-01
Foot switch for dispenser unit	1 pcs.	11-8207-00
Heated forceps, 1 mm	1 pcs.	43-0011-00
Heated forceps, 2 mm	1 pcs.	43-0012-00
Heated forceps, 4 mm	1 pcs.	43-0014-00

	Purchase quantity	Cat. No
<b>TPC 15 - Tissue Processing Center</b>		
Magnet stirrer	1 pc.	51-1550-00
Charcoal filter (disposable) for models until Dec. 2005	1 pc.	67-1500-00
Charcoal filter (disposable) for models since Jan. 2006	1 pc.	67-1001-00
Universal-charcoal for filling of filters,	Bucket of 5 kg	46-6040-00
Standard basket for approx. 220 cassettes	1 pc.	11-1558-00
Basket with three inserts for cassette organising, for approx. 126 cassettes	1 pc.	11-1560-00
Basket holder for basket	1 pc.	11-1559-00
Solvent container	1 pc.	11-1550-00
Lid for solvent container	1 pc.	11-1551-00
<b>COT 20 - Continous Linear Stainer</b>		
Basket for 20 microscope slide, stainless steel	1 pc.	48-9020-00
Hanger for basket 48-9020-00	1 pc.	22-2000-00
Basket 48-9020-00 with hanger 22-2000-00	1 pc.	11-0054-00
Staining trough ohne running water	1 pc.	35-2002-00
Staining trough with running water	1 pc.	35-2001-00
Universal-charcoal for filling of filters	Bucket of 5 kg	46-6040-00
<b>USE 33 - Ultrasonic Decalcifying Automat</b>		
Sampling element no. 1, incl. sampling jar, number of samples: 4	1 pc.	28-8252-00
Sampling jar for sampling element no. 1:	1 pc.	46-1027-00
Glass cup DURAN with drain, Ø 93 mm, H: 110 mm, capacity: approx. 800 ml, max. sampling size: 250 cm³		
Sampling element no. 2, incl. sampling jar, number of samples: 9	1 pc.	28-8253-00
Sampling jar for sampling element no. 2	1 pc.	46-1026-00
Glass cup DURAN with drain, Ø 51 mm, H: 85 mm, capacity: approx. 150 ml, max. sampling size: 40 cm³		
Sampling element no. 3, incl. sampling jar, number of samples: 49	1 pc.	28-8254-00
Sampling jar for sampling element no. 3	1 pc.	46-1028-00
Sampling jar with screw cap, Ø 25 mm, H: 40 mm, capacity: approx. 20 ml, max. sampling size: 5 cm³		
Lid for inserts	1 pc.	28-8250-00
<b>Meditome M530/A550 - Rotary microtome</b>		
Universal cassette clamp, for standard cassettes	1 pc.	24-3136-00
Universal cassette clamp fixed, for standard cassettes	1 pc.	24-3162-00
Standard object clamp with various inserts for V insert and thin material layers	1 Set	24-3030-00
Object clamp for super mega cassettes	1 pc.	24-3177-00
Tool for positioning of the object clamp	1 pc.	24-3097-00
Object Clamp cooled with control Unit	1 pc.	24-3190-00
Blade carrier for disposable low profile blades	1 pc.	24-3131-00
Blade carrier for disposable high profile blades	1 pc.	24-3128-00
Foot switch for Meditome A550	1 pcs.	24-3331-00
<b>Printer - Slides and Cassettes</b>		
Color Ribbon CMYK for Slide Printer		45-6240-00
Color Monochrome Black Ribbon for Slide Printer		45-6230-00
Bar Code Scanner and Software Kit		45-6210-00
System Kit for Printer Stand-alone/Network-connected System Kit (software, mini-PC, keyboard, mouse)		45-6220-00
<b>Microarrayer for Tissue - Manual</b>		
Mold for Base		42-1594-00
Recipient Block premade 1 mm		42-1595-00
Recipient Block premade 2 mm		42-1595-02
Recipient Block premade 3 mm		42-1595-03
Recipient Block premade 5 mm		42-1595-05
Mold for recipient Block 1 mm		42-1596-00
Mold for recipient Block 1.5 mm		42-1596-01
Mold for recipient Block 2 mm		42-1596-02
Mold for recipient Block 3 mm		42-1596-03
<b>BioPette™ Plus - Pipette</b>		
Pipette Tip 0,5 -10 µl	box of 20.000 pcs. (20 pck. of 1,000 pcs.)	42-1585-00
Pipette Tip 0,5 -10 µl	box of 4.800 pcs. (5 pck. incl. 10 racks of 96 pcs.)	42-1585-01
Pipette Tip 200 µl	box of 20.000 pcs. (20 pck. of 1,000 pcs.)	42-1586-00
Pipette Tip 200 µl	box of 4.800 pcs. (5 pck. incl. 10 racks of 96 pcs.)	42-1586-01
Pipette Tip 1,000 µl	box of 5,000 pcs. (5 pck. of 1,000 pcs.)	42-1587-00
Pipette Tip 1,000 µl	box of 5,000 pcs. (5 pck. incl. 10 racks of 100 pcs.)	42-1587-01

## **Terms and conditions of sale of Medite GmbH**

### **§ 1 Validity of terms and conditions**

Only the terms and conditions of Medite GmbH apply. Contractor's acknowledgements referring to his own terms and conditions are hereby rejected. Variations of this terms and conditions or acceptance of contrary terms and conditions require explicit written acknowledgement.  
In case of invalidity of single paragraphs, all further parts of the contract are obligatory, unless the obligation to the contract would mean an unacceptable disadvantage for one contractor.  
When using INCOTERMS, the version of 2010 applies.

### **§ 2 Conclusion of contract**

All Medite offers shall be understood as invitation for contract formation without binding. A purchase agreement is only formed when the purchasing partner receives a written order acknowledgement or when deliverance according to these terms and conditions takes place.  
Oral agreements require written acknowledgement to become obligatory.  
After conclusion of contract, the purchaser has to provide all information concerning his order that is necessary for Medite to make a reliable schedule. Insofar, the purchaser is liable to input deliverance.  
Drawings, samples, drafts, design drawings and such remain property of Medite and are not allowed to be used for different intentions or made open to business competitors without particular permission.

### **§ 3 Prices**

Unless nothing to the contrary is agreed in writing, all prices are valid ex works excluding packaging.  
Medite reserves the right to raise the prices due to changes in wages, material costs or tax rises, if the agreed or actual time of delivery is more than four months (one month on trade businesses). If that raise is more than 10%, the purchasing partner is allowed to rescind from the contract if the goods have not been accepted yet.  
If shipping the goods has been agreed upon, the delivery within Germany and Austria is free of packing and shipping charges up from a value of 250,00 Euro. For deliveries with lower value Medite generally charges 9,50 Euro as partial packing and shipping charges. For deliveries abroad, the freight and accompanying charges at the time of delivery are valid.  
All prices are valid plus VAT.

### **§ 4 Delivery and transfer of risks**

Delivery times only apply as fixed dates if they were particularly confirmed. The obligation to supply is ceased until every prior obligation of the purchaser is fulfilled. Same applies to approval of drawings.  
The purchaser may claim his rights in case of performance delay only if he grants Medite an appropriate grace period, which has to be at least 30 days, unless it is dispensable according to the law.  
Medite is eligible to partial delivery if this does not affect the purchaser inappropriately.  
The passage of risks takes place when the first carrier takes possession or the goods leave the factory for delivery to the purchaser, even if the delivery is agreed to be carriage free.  
If the purchaser wishes to delay the delivery, the passage of risks takes place within the moment of selecting the goods and notification of readiness for dispatch.  
As a basic principle, goods of an average kind and quality are owed unless otherwise agreed.

### **§ 5 Payment**

If nothing else was determined, invoices have to be paid within 30 days net from date of invoice.  
If Medite has reasonable doubts on a purchaser's financial solvency or his creditability, especially if he ceased his payment or a cheque is not cashed in, Medite is empowered to register securities or demand prepayment for pending deliveries without prejudice to other rights.  
On first time orders, Medite is empowered to fulfil the order only against prepayment or cash on delivery.

Medite explicitly reserves the right not to accept cheques and exchanges. The acceptance always happens on account of payment. Discount and exchanging charges always go at the purchaser's expense and are due on receipt.

Medite is entitled to claim payment initially for prior liabilities, despite contrary terms of the purchaser. The purchaser will be informed. If costs and interests already accrued, Medite is entitled to claim the payment prior to costs, then to interests, and last to the purchaser's principal claim.

The calculation of interests goes according to § 288 BGB (German Civil Code), or in case of bilateral transaction, before the default occurs, according §§ 352, 353 HGB (Code of Commercial Law). Given that the debtor is in default, Medite is entitled to charge a fine in the amount of 5,00 Euros for every further reminder notice.

Offset rights are only due to the purchaser, if his counterclaims were legally noticed, uncontested or acknowledged from Medite.

### **§ 6 Quality, warranty of defects**

To define the quality of a good, only the acceptance of order is representative; if it is missing, the quality is defined by quotation text.

If further to the offer clarifications are made by the purchaser, they only become a binding agreement to contractual quality when acknowledged by Medite in writing. Drawings only define the contractual quality, if they are approved by the purchaser

with his signing on the front side.

Contractually agreed are also variations of the described quality in equipment, shape and colour, as they may be stated in prospects or similar presentations or in offers where the quality is described. Presentation in prospects is always only approximately and under subject of alterations. The capability of goods for the intended use is not subject of the description of their quality. That is only the case if the intended use is described in the instruction manual or otherwise explicitly confirmed. An attrition due to the nature of a goods quality and its component parts is not agreed to be a lack. This applies especially for cable links, gripping elements, vacuum exhausters, microscope slides, plastic jars (embrittlement, deformation) and for batteries for backup power supply.

Any warranty expires if the good is changed further than an installation according to the state the art and installation information. Changes in construction and design are explicitly reserved. The customer is obliged to check the specifications stated in the order acknowledgement concerning their conclusiveness with reference to the intended use.

Obvious defects have to be indicated immediately, at the latest ten days after receipt. If the defect emerges later on, the purchaser has to indicate it immediately after its recovery to the salesperson. On bilateral transactions, §§ 377 ff. HGB (code of commercial law) applies.

If the good is already defect at the time of transfer of risks, Medite may within ten days either repair the good or deliver in addition after regaining the defect goods, due to the obligation of supplementary performance. The decision which action to take is on Medite. Principally, the claim of additional delivery is considered to entail disproportionately great costs if the model has been changed by the supplier in the time between selling and emerging of the defect.

Warranty claims expire within one year after delivery. If the purchaser claims warranty with no sufficient qualification, may it be there is no defect or the defect does not qualify to claim warranty, the purchaser has to repay all of Medite's incurred expenses.

### **§ 7 Reservation of proprietary rights**

Medite reserves the right on all properties until all payment according to the contract is received. The reservation of proprietary rights on bilateral transactions applies until every claim on the customer is fulfilled that may accrue to Medite now or in the future. Medite is entitled to regain the goods immediately in case of repudiatory conduct, especially in case of default.

The purchaser is entitled to sell the goods in proper business transactions, as long as he is not in default. The purchaser resigns to Medite preventively in advance all the claims resulting from reselling the goods that are subject to retention of title resulting, or another legal basis, in their entirety.

The purchaser is authorized to collect the assigned claims under his own name for the account of Medite until cancelled or payment is ceased.

Goods that are subject to retention of title and the claims that take their position are not to be pawned or assigned for backup. On access of third parties, especially bailiffs, on reserved goods or assigned claims the purchaser is obliged to point out Medite's rights and inform Medite immediately via registered letter about the access.

If the worth of the securities exceeds the claims more than 20%, Medite will release securities at own option upon request.

### **§ 8 Liability**

Liability for simple negligence is ruled out, if not required by law. Any further liability for purpose and gross negligence remains. The liability on default is limited on 0.5% of order value per week; on the whole the liability is limited on a maximum of 10% of the order value. Furthermore, claims for compensation are limited on the compensation of attested additional costs (covering purchase on basis of three offers by comparison).

### **§ 9 Protection of models, contractual penalty for retailer**

In case of bilateral transaction the purchaser is obliged to not recreate the products or have them recreated and sell them. In case of violation Medite has the right to claim contractual penalty. The amount of the claim for every recreated piece is 100% of the price of the respective article. Decisive is the valid price list at the time of violation. The right for further damage claims stays unaffected hereof.

### **§ 10 Place of fulfilment, place of jurisdiction, choice of law**

Place of fulfilment or payment of purchasing price as well as for other services is always Medite's place of business. Place of fulfilment for Medite's services also is the place of business.

Place of jurisdiction is Hanover or at own option the domestic place of general jurisdiction.

The rights of the Federal Republic of Germany apply for these terms and conditions and the entire legal relationship between Medite and the purchaser.

Information as of 11/2011



Copyright © 01/2013, Medite GmbH. All rights reserved.  
Changes, missprints and errors are not subject of liability.  
Pictures may vary.



Distributed by Abacus ALS:  
AUS 1800 222 287 | NZ 0800 222 170  
[info@abacus-als.com](mailto:info@abacus-als.com) | [www.abacus-als.com](http://www.abacus-als.com)